

KERALA PUBLIC SCHOOLS  
ACADEMIC YEAR (2020-21)  
HOME ASSIGNMENT



CLASS :UKG

DATE:5/04/2020 to 14/04/2020

SUBJECT

ASSIGNMENT

MATHS

Note: Assignment to be done in the rough Maths note book.

**1. Write what comes after, before and between :**

**What comes after:**

1. 22 \_\_\_\_\_
2. 26 \_\_\_\_\_
3. 30 \_\_\_\_\_
4. 46 \_\_\_\_\_

**What comes before:**

1. 28 \_\_\_\_\_
2. 32 \_\_\_\_\_
3. 39 \_\_\_\_\_
4. 44 \_\_\_\_\_

**What comes between:**

1. 19 \_\_\_\_ 21
2. 31 \_\_\_\_ 33
3. 36 \_\_\_\_ 38
4. 48 \_\_\_\_ 50

**2. Fill in the missing numbers:**

23 24 \_\_\_\_ 27 \_\_\_\_ 31  
32 \_\_\_\_ 35 \_\_\_\_ 39 \_\_\_\_

**3. Write the number names :**

30 \_\_\_\_\_  
27 \_\_\_\_\_  
19 \_\_\_\_\_  
13 \_\_\_\_\_  
25 \_\_\_\_\_  
23 \_\_\_\_\_  
28 \_\_\_\_\_  
20 \_\_\_\_\_

**4. Write in numerals(digits) :**

Twelve


Twenty Eight

Eighteen

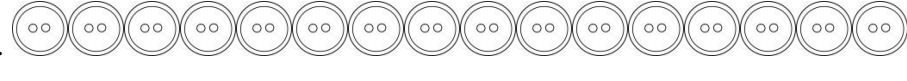
Twenty

**5. Count and write:**

A. 

B. 

C. 

D. 

E. 

**6. Write (1 – 100)**

**6. Fill in the blanks. Count backward and write.**

30 29 \_\_\_\_\_ 25 \_\_\_\_\_ 22 \_\_\_\_\_ 20 \_\_\_\_\_ 18

17 \_\_\_\_\_ 14 13 \_\_\_\_\_ 10.

**ENGLISH**

**Note: Assignment to be done in rough note book (old LKG English note book.)**

**Practice writing a to z and A to Z .Please follow the font given.**

A B C D E F G H I J K L M

N O P Q R S T U V W X Y Z

a b c d e f g h i j k l m


n o p q r s t u v w x y z

**I. Fill in the blanks with This / That:**


1. \_\_\_\_\_ is a tree. 


2.  \_\_\_\_\_ is an ant.


3. \_\_\_\_\_ is a dog. 


4.  \_\_\_\_\_ is a football.


5. \_\_\_\_\_ is a cake. 

6.  \_\_\_\_\_ is an apple.

7.  \_\_\_\_\_ is a drum.

8. \_\_\_\_\_ is a mango. 

9.  \_\_\_\_\_ is a bell.

10. \_\_\_\_\_ is a butterfly. 

**II. Fill in the blanks with a/an:**

1. \_\_\_\_\_ egg.
2. \_\_\_\_\_ boy.
3. \_\_\_\_\_ axe.
4. \_\_\_\_\_ bee.
5. \_\_\_\_\_ book.
6. \_\_\_\_\_ eagle.
7. \_\_\_\_\_ umbrella.
8. \_\_\_\_\_ emu.
9. \_\_\_\_\_ ice-cream.
10. \_\_\_\_\_ chocolate.

**III.**

**One**

- a. apple
- b. hat
- c. fan
- d. egg
- e. car
- f. boy
- g. dog
- h. kite
- i. pen

**Write Many**

apples

---

---

---

---

---


---

---


---

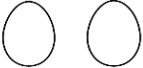
---

**IV. Fill in the blanks with These / Those:**

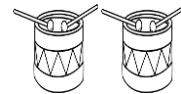
1.  These are apples.


2. \_\_\_\_\_ are balls.



3.  \_\_\_\_\_ are eggs.

4. \_\_\_\_\_ are drums.



5.  \_\_\_\_\_ are trees.

6.  \_\_\_\_\_ are stars.

7. \_\_\_\_\_ are clocks.



8.  \_\_\_\_\_ are buttons.

9. \_\_\_\_\_ are cars.



10.  \_\_\_\_\_ are pencils.

**Instructions: Please help your child to learn and write the opposites in rough note book.**

**Opposites**

big x small	in x out
far x near	good x bad
open x close	like x dislike
old x young	absent x present
happy x unhappy	button x unbutton
old x new	remember x forgot
better x worse	ugly x beautiful
sit x stand	wet x dry
hot x cold	fast x slow
love x hate	clean x dirty
soft x hard	day x night
easy x difficult	kind x unkind

**Instructions: Please help your child to learn (oral):**

**My School and My Mother .**

**My School**

The name of my school is Kerala Public School.

It is in \_\_\_\_\_.

There is a large playground in my school.

It has a big library.

My school has big and clean classrooms.

I love my school.











### Sense Organs

Talk and discuss with your child about “Our Sense Organs” They should know that we have sense organs. They should name of all 5 sense organs and should also know the use of each sense organ.

Question & Answer:-

**Q1.**How many sense organs do we have?

Ans. We have five sense organs.

**Q2.** Name the sense organs?

Ans. Eyes, ears, nose, tongue and skin.

Make your child hear & learn this song and sing frequently.

Eyes to see, eyes to see,  
I have eyes to see.  
Ears to hear, ears to hear,  
I have ears to hear.  
Nose to smell, nose to smell,  
I have nose to smell.  
Tongue to taste, Tongue to taste,  
I have tongue to taste.  
Skin to feel, skin to feel,  
I have skin to feel.

**Dr. Rachana Nair.**  
**DIRECTOR ACADEMICS**