

KERALA PUBLIC SCHOOLS
ACADEMIC YEAR 2020-21
HOME ASSIGNMENT



CLASS : LKG

DATE: 23.05.20 - 06.06.20



SUBJECT

ASSIGNMENT

MATHS

Instructions to be followed:

- Children have to say 1-20 orally.
- Children should be able to recognize numbers 1-20 and should be able to count different objects around.
- Revision of write 1-20 in the rough (square) notebook.
- Always remember to leave a line while writing the numerals.
-

- According to the weather the child has to draw sunny , cloudy  or rainy

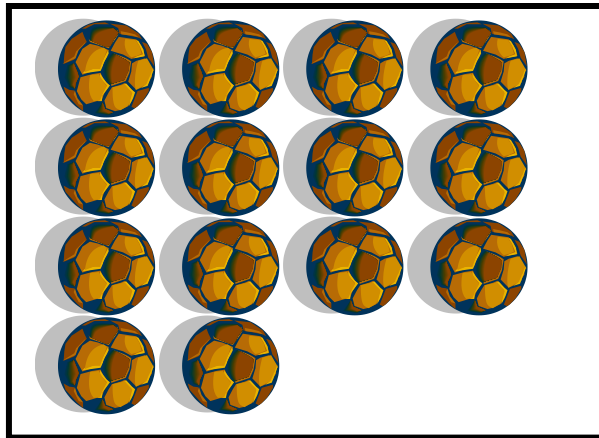


on top of the date towards the left margin as shown in the picture sent.


- Begin with the date on the left margin as written in the picture sent.
- Write the C.W. or H.W. below the date written.
- The child has to write in the correct formation as shown in the notebook work

Note: The parent has to make the child do the work in front of them following each instruction very seriously or else the work will be dirty and will not be as expected. Please let the child complete the work on their own. Parents are requested to supervise their work and help in explaining whatever required but please don't write for them.

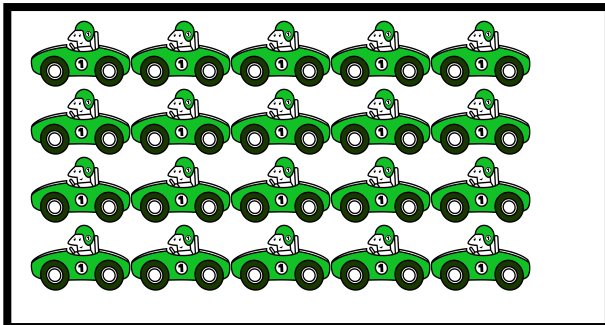
I. Count and match with the numbers given:



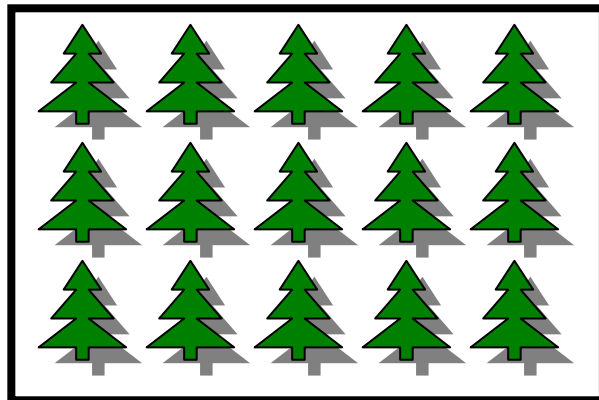
10



14



15



20







II. Fill in the missing numbers

0			3		5
----------	--	--	----------	--	----------

6				10	
----------	--	--	--	-----------	--

	13			16	
--	-----------	--	--	-----------	--

III. Count and write the correct number in the box:

	=	<input type="text"/>
	=	<input type="text"/>
	=	<input type="text"/>
	=	<input type="text"/>
	=	<input type="text"/>
	=	<input type="text"/>

IV. Fill in the blanks:

10 _____ _____ _____ _____

15 _____ _____ _____ _____



V. Write what comes after.



VI. Write what comes in between:





VII. Colour the taller object and circle the shorter object.



ENGLISH

Instructions to be followed:

- Work to be done in the English rough note book.
- Please ensure that your child says and write.
- Children should be able to recognize the capital letters .Do not make them write the capital letters.
- Your child has to know the sound of the each letter. **Jolly Phonics-** the sounds of the letters should be thorough. We hope you have downloaded the app in your phone and the child is listening to it frequently. The child should orally be able to tell the initial letter based on the sound made. Do lot of oral drilling on this.

- According to the weather the child has to draw sunny  , cloudy  or rainy



on top of the date towards the left margin as shown in the picture sent.

- Begin with the date on the left margin as written in the picture sent.
- Write the C.W. or H.W. below the date written.
- The child has to write exactly the way it is written in the work shown in the picture sent, in correct formation .
- As we all know drawing needs a lot of practice hence the parents are requested to help their child to learn to draw pictures.

Note: The parent has to make the child do the work in front of them following each instruction very seriously or else the work will be dirty and will not be as expected. Please let the child complete the work on their own. Parents are requested to supervise their work and help in explaining whatever required but please don't write for them.

I. Say and Write:



21.5.20
h.w.

s



a



t



21.5.20
h,w.

p



i



n



21.05.20
h,w.

c



k



e



h

r

m

d

II. Write the missing sound in the box:



an




it



ap



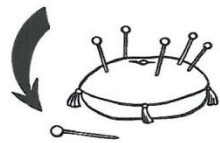
at



nt



ap



in




ip




in

III. Cross out the picture without the given sound:



s



p



t




d



n



k



IV. Write the correct sound from the box given:

c	k	e	h	r	m	d
---	---	---	---	---	---	---



__at



__og



__gg




__en



__op



__un



__ite

**GENERAL
AWARENESS**

Instructions to be followed:

- Children have to say Myself and My Family orally.
- Make your child learn the Myself and My Family .
- Do not make them write the Myself and My Family.
- Do lot of oral drilling.

Myself and My Family

Q1. What is your name?

Ans . My name is _____

Q2. How old are you?

Ans. I am _____ year old.

Q3. Where do you live?

Ans. I live in _____

Q4. What is your father's name?

Ans. My father's name is _____

Q5. What is your mother's name?

Ans. My mother's name is _____

Q6. How many brother(s) you have?

Ans. I have _____brother(s)

Q6. How many sister(s) you have?

Ans. I have _____sister(s)

Q7. Do you love your family?

Ans. Yes ,I love my family very much.



father



mother




baby



brother



sister



grandfather



grandmother