

**KERALA PUBLIC SCHOOLS
ACADEMIC YEAR 2020-21
HOME ASSIGNMENT**










CLASS :UKG

DATE: 23.05.20 – 06.06.20

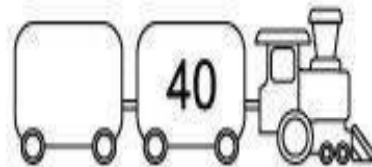
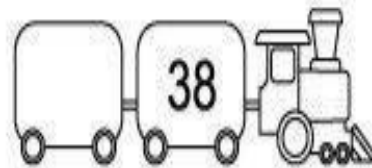
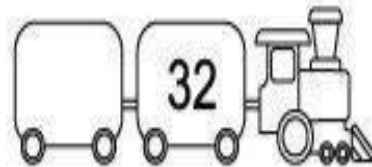
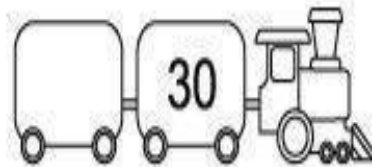


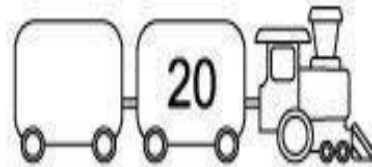
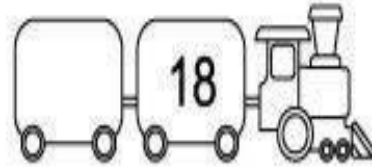
SUBJECT	ASSIGNMENT
MATHS	<p>Instructions to be followed :</p> <ul style="list-style-type: none">•Children have to say 1-100 orally.•Children should be able to recognize numbers 1-100 and should be able to count different objects around. •According to the weather the child has to draw sunny ,cloudy or rainy On top of the date towards the left margin.•Begin with the date on the left margin.•Write the C. W. Or H .W .below the date written.•The child has to write in their old maths notebook or maths rough notebook in the correct formation. <p>Note: The parent has to make the child do the work in front of them following each instruction very seriously or else the work will be dirty and will not be as expected. Please let the child complete the work on their own. Parents are requested to supervise their work and help in explaining whatever required but please don't write for them</p>

I. Write what comes After and Before :-

What comes after?



What comes before?



II. Write what comes in between :-

17 ___ 19

13 ___ 15

12 ___ 14

18 ___ 20

14 ___ 16

10 ___ 12

9 ___ 11

11 ___ 13

III. Put the correct sign >, < or = :-

11 ○ 20

2 ○ 5

19 ○ 18

10 ○ 10

12 ○ 14

9 ○ 1

15 ○ 17


8 ○ 3

23 ○ 23

22 ○ 29

IV. Addition on Number line :-

$4+2=$ ○ 


$7+2=$ ○ 


$3+2=$ ○ 


$6+2=$ ○ 


$5+2=$ ○ 

$2+3=$ ○ 

$4+3=$ ○ 

$3+3=$ ○ 

$6+3=$ ○ 

$5+3=$ ○ 

V. Arrange in Ascending order { Small to Big } :-

12 15 17 18 20

--	--	--	--	--

13 16 11 19 14

--	--	--	--	--

11 15 16 19 12

--	--	--	--	--

20 18 14 13 17

--	--	--	--	--

13 19 20 16 14

--	--	--	--	--

12 11 15 17 18

--	--	--	--	--

14 15 17 12 11

--	--	--	--	--

19 20 16 13 18

--	--	--	--	--



VI. Arrange in Descending order { Big to Small }

5	7	2	1	9
<input type="text"/>	<input type="text"/>	<input type="text"/>	<input type="text"/>	<input type="text"/>

9	4	1	7	3
<input type="text"/>	<input type="text"/>	<input type="text"/>	<input type="text"/>	<input type="text"/>

10	2	3	9	8
<input type="text"/>	<input type="text"/>	<input type="text"/>	<input type="text"/>	<input type="text"/>

8	2	0	10	5
<input type="text"/>	<input type="text"/>	<input type="text"/>	<input type="text"/>	<input type="text"/>

4	2	1	8	5
<input type="text"/>	<input type="text"/>	<input type="text"/>	<input type="text"/>	<input type="text"/>

7	3	8	2	4
<input type="text"/>	<input type="text"/>	<input type="text"/>	<input type="text"/>	<input type="text"/>

2	6	3	5	1
<input type="text"/>	<input type="text"/>	<input type="text"/>	<input type="text"/>	<input type="text"/>

8	4	7	5	9
<input type="text"/>	<input type="text"/>	<input type="text"/>	<input type="text"/>	<input type="text"/>

VII. Add the following :-

$$\begin{array}{r} 21 \\ + 34 \\ \hline \end{array}$$

$$\begin{array}{r} 42 \\ + 23 \\ \hline \end{array}$$

$$\begin{array}{r} 45 \\ + 20 \\ \hline \end{array}$$

$$\begin{array}{r} 41 \\ + 23 \\ \hline \end{array}$$

$$\begin{array}{r} 43 \\ + 50 \\ \hline \end{array}$$

$$\begin{array}{r} 46 \\ + 51 \\ \hline \end{array}$$

$$\begin{array}{r} 34 \\ + 13 \\ \hline \end{array}$$

$$\begin{array}{r} 74 \\ + 11 \\ \hline \end{array}$$

$$\begin{array}{r} 50 \\ + 32 \\ \hline \end{array}$$

$$\begin{array}{r} 42 \\ + 14 \\ \hline \end{array}$$


$$\begin{array}{r} 56 \\ + 30 \\ \hline \end{array}$$

$$\begin{array}{r} 72 \\ + 23 \\ \hline \end{array}$$

$$\begin{array}{r} 13 \\ + 10 \\ \hline \end{array}$$

$$\begin{array}{r} 63 \\ + 24 \\ \hline \end{array}$$

$$\begin{array}{r} 60 \\ + 15 \\ \hline \end{array}$$



VIII. Subtract the following :-

$\begin{array}{r} 7 \\ - 1 \\ \hline \end{array}$	$\begin{array}{r} 9 \\ - 0 \\ \hline \end{array}$	$\begin{array}{r} 3 \\ - 1 \\ \hline \end{array}$	$\begin{array}{r} 6 \\ - 0 \\ \hline \end{array}$	$\begin{array}{r} 8 \\ - 7 \\ \hline \end{array}$
$\begin{array}{r} 8 \\ - 1 \\ \hline \end{array}$	$\begin{array}{r} 4 \\ - 1 \\ \hline \end{array}$	$\begin{array}{r} 7 \\ - 5 \\ \hline \end{array}$	$\begin{array}{r} 7 \\ - 2 \\ \hline \end{array}$	$\begin{array}{r} 4 \\ - 0 \\ \hline \end{array}$
$\begin{array}{r} 9 \\ - 3 \\ \hline \end{array}$	$\begin{array}{r} 7 \\ - 6 \\ \hline \end{array}$	$\begin{array}{r} 4 \\ - 0 \\ \hline \end{array}$	$\begin{array}{r} 8 \\ - 6 \\ \hline \end{array}$	$\begin{array}{r} 8 \\ - 8 \\ \hline \end{array}$

IX. Count backwards and write :-

40			37	
	34			31
		28		
			22	
20				16
	14			
		8		
5			2	

X. Write the number:

1) 22 - _____

2) 15 - _____

3) 12 - _____

4) 24 - _____

5) 19 - _____

6) 23 - _____

7) 11 - _____

8) 13 - _____

9) 20 - _____

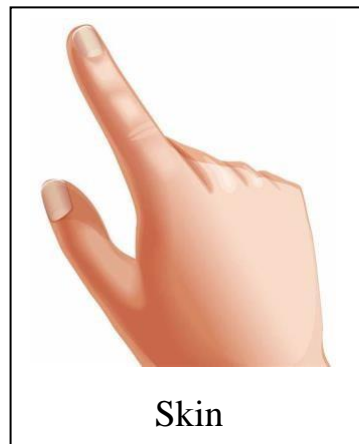

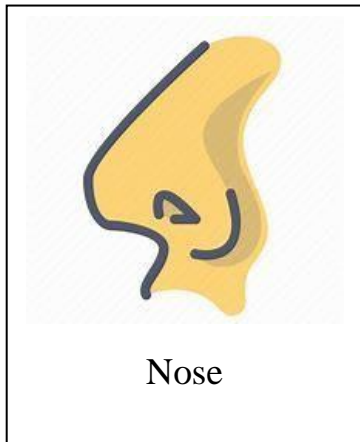
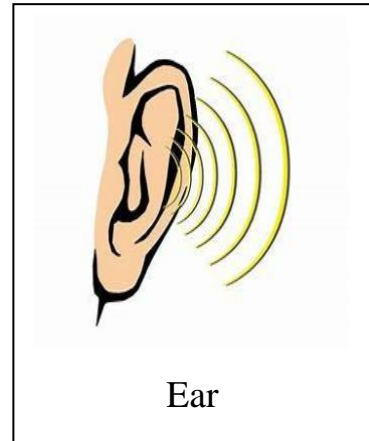
10) 14 - _____

GENERAL AWARENESS

SENSE ORGANS


Ques. How many sense organs are there? Ans.

There are five sense organs.



Q.1. What do we do with our eyes? Ans. We see with our eyes.

SIGHT



Q.2. What do we do with our ears? Ans. We hear with our ears.

HEARING



Q.3. What do we do with our nose? Ans. We smell with our nose.

SMELL



Q.4. What do we do with our skin? Ans.

We feel with our skin.

TOUCH



Q.5. What do we do with our tongue? Ans.

We taste with our tongue.

TASTE






KERALA PUBLIC SCHOOLS



द्विंजन में हलचल



SUB : HINDI

रु दिए गए कार्य को पेंसिल से साफ सुथरा लिखें

रु अक्षरों के बनावट पर ध्यान दें

I) जोड़कर लिखें

1. नं ल .

2. नं ट .

3. जं ल .

4. जं ब .

5. बं ल .

6. टं ब .

II) सही अक्षर पर गोला करें

न

ज न न ल ट न

ल

ल न ल ल न न

ज

ज फ ज ल ट ज

ट

ल न ट ज ट ट

ब

ब ल ट ब ब ज

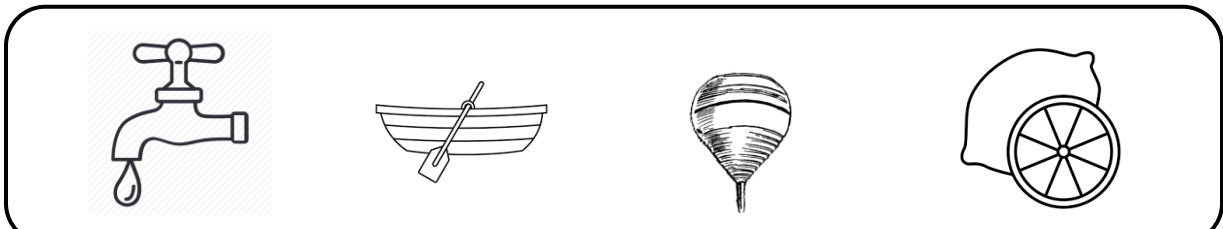
प





र प प ब ल प

र

न र ब र र प

III) अलग अक्षर द्वार बने चित्रों को काटें





IV) चित्रों को पहचानें एवं उनके पहले अक्षर को लिखें

1.



Blank writing box with a dashed line for the first letter.

2.



Blank writing box with a dashed line for the first letter.

3.



Blank writing box with a dashed line for the first letter.

4.



Blank writing box with a dashed line for the first letter.

5.



Blank writing box with a dashed line for the first letter.

ENGLISH**I. Instructions: Please help your child to learn and write:**

s	stick	sand	g	plug	big
a	ant	ankle	o	sock	pond
t	tap	tip	u	mug	drum
i	sit	insect	l	log	let
p	sip	pen	f	frog	fat
n	spin	nap	b	bib	crab
ck	pack	tick	j	jet	just
e	neck	set	z	zest	buzz
h	hen	hand	w	well	twig
r	ran	rest	v	van	visit
m	him	stem	y	yam	yell
d	end	desk	x	next	box


II. Instructions: Please help your child to learn (tricky words):

you	your	come	some
said	here	there	they
go	no	so	my

III. Opposites

pack x unpack	up x down
long x short	come x go
catch x throw	sad x happy
black x white	lost x found
empty x full	stop x start
tie x untie	zip x unzip


IV. Tick the object that begins with the 'g' sound:



V. Tick the object that contains the 'o' sound:



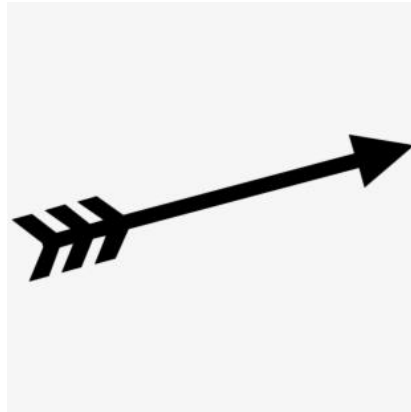
VI. Tick the object that contains the 'l' sound:








VII. Tick the object that contains the 'f' sound:



VIII. Tick the object that contains the 'b' sound:



IX. Circle the sound that the object begins with:

	<p>b t a</p>
	<p>j l o</p>
	<p>f m i</p>
	<p>g n x</p>
	<p>l y h</p>



z h t



o r u



o y d



f c d



b i l



d h a

Instructions: Please help your child to learn (oral):

MY TEACHER

My teacher's name is _____.

She is very kind and loving.

She teaches me to read and write.

She teaches us about the world around us.

She corrects me when I am wrong.

Dr.Rachana Nair

Director Academics

