

KERALA PUBLIC SCHOOLS
ACADEMIC YEAR 2020-21
HOME ASSIGNMENT



CLASS : LKG
DATE:16.06.2020 – 30.06.2020

SUBJECT

ASSIGNMENT

MATHS


Instructions to be followed:

- Children have to say 0 – 10 orally.
- Children should be able to recognize numbers 0 - 10 and should be able to count different objects around.
- Revision of write 0 - 10 in the rough (square) notebook.
- Always remember to leave a line while writing the numerals.



- According to the weather the child has to draw sunny



cloudy  or rainy on top of the date towards the left margin as shown in the picture sent.

- Begin with the date on the left margin as written in the picture sent.
- Write the C.W. or H.W. below the date written.
- The child has to write in the correct formation as shown in the notebook work

Note: The parent has to make the child do the work in front of them following each instruction very seriously or else the work will be dirty and will not be as expected. Please let the child complete the work on their own. Parents are requested to supervise their work and help in explaining whatever required but please don't write for them.

1. Count and match the objects with the number :



5

8

9

7








10

2. Fill in the missing numbers


0			3		5
---	--	--	---	--	---

6				10
---	--	--	--	----

3. Count the pictures and write the number :

4. Count the number of objects in each box and colour the correct number :




4 9 3



7 8 9



3 4 5







8 7 12

5. Fill in the blanks:

 1 _____ _____ _____ _____

 5 _____ _____ _____ _____

6. Write what comes after.



7. Write what comes in between:

2



4

5



7

8




10

6


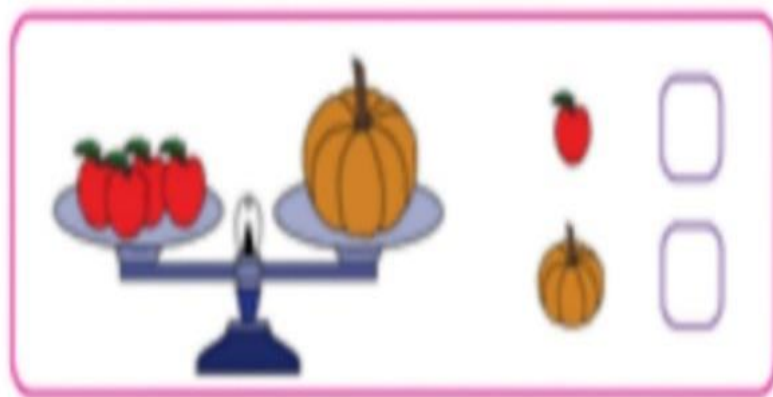


8

8. Colour the taller object and circle the shorter object.



9. Tick (✓) the heavy object and
cross out (✗) the light object :



ENGLISH ASSIGNMENT

1. Say and write:-



5.6.20
H.W

g

o

u

l



5.6.20
H. W

f

b

j



5.6.20
H.W

Z

W

V



5.6.20
H.W

y

x

q

2. Write the first sound of the pictures :-



Blank handwriting lines for the first sound of the owl.




Blank handwriting lines for the first sound of the fish.



Blank handwriting lines for the first sound of the lamp.



Blank handwriting lines for the first sound of the cricket bat.



Blank handwriting lines for the first sound of the arrow.



Blank handwriting lines for the first sound of the grapes.

3. Circle the correct sound that the picture begins with:-



v

w

b



v

o

n



p

y

u

4. Match the picture with the correct sound :-



v

f


j

y

GENERAL AWARENESS

Instructions:

- The children have to recognise the fruits and vegetables in the picture and say the names orally.



1. Which fruit is the king of fruits ?

Ans :- The mango is the king of fruits.

2. What can we make from fruits?

Ans :- We can make jam, jelly, pickle , juice and milkshake from fruits.

3. Which vegetable is the king of vegetables ?

Ans :- The brinjal is the king of vegetables.

4. Why should we eat vegetables ?

Ans :- We should eat vegetables to keep ourselves strong and healthy.

5. Which vegetables are used to make sandwiches?

Ans :- Tomatoes, cucumbers, potatoes, onions and beetroots are used to make

sandwiches.

6. Name a leafy vegetable.

Ans :- Spinach is a leafy vegetable.

7. Which vegetable tastes hot ?

Ans :- The chilly is hot in taste.

Dr.Rachana Nair
Director Academics