

KERALA PUBLIC SCHOOLS
ACADEMIC YEAR 2020-21
HOME ASSIGNMENT



CLASS:UKG

DATE: 19.07.2020 to 2.08.2020



SUBJECT

ASSIGNMENT

MATHS

Instructions to be followed:

- Children have to say 1-100 orally.
- Children should be able to write and recognize numbers 1-100
- Always remember to leave a line while writing the numerals.

- According to the weather the child has to draw sunny , cloudy  or rainy



on top of the date towards the left margin as shown in the picture sent.

- Begin with the date on the left margin as written in the picture sent.
- Write the C.W. or H.W. below the date written.
- The child has to write in the correct formation as shown in the notebook work

Note: The parent has to make the child do the work in front of them following each instruction very seriously or else the work will be dirty and will not be as expected. Please let the child complete the work on their own. Parents are requested to supervise their work and help in explaining whatever required but please don't write for them.

Page numbers: 33, 37, 38, 39, 40,41, 50,51,55, 56, 57, 104,105,107,108
(to be done in the maths text book.)

Notebook work:

Day 1 CW	Picture	Subtraction	Day 2 CW	Subtract by cutting lines		
		$8 - 4 = 4$		$\begin{array}{r} 8 \\ - 5 \\ \hline 3 \end{array}$	$\begin{array}{r} 7 \\ - 3 \\ \hline 4 \end{array}$	$\begin{array}{r} 6 \\ - 4 \\ \hline 2 \end{array}$
		$9 - 6 =$				
		$7 - 1 =$				
		$3 - 1 =$				
		$6 - 5 =$		$\begin{array}{r} 9 \\ - 7 \\ \hline 2 \end{array}$	$\begin{array}{r} 6 \\ - 2 \\ \hline 4 \end{array}$	$\begin{array}{r} 4 \\ - 4 \\ \hline 0 \end{array}$
		$9 - 8 =$				
		$10 - 5 =$				

Day 3 CW	Number names	Day 4 CW	Put the correct sign >, < or =	
	5 - five		$11 < 13$	$44 = 34$
	13 -		$19 = 19$	$10 = 20$
	17 -		$50 > 33$	$12 = 12$
	19 -		$24 < 26$	$49 > 33$
	2 -		$39 = 39$	$12 < 40$
	15 -		$46 < 50$	$31 < 41$
	8 -		$10 < 15$	$47 > 37$
	12 -		$28 < 29$	$2 = 2$

Day 5
c.w.

Addition




10	10	10
$+7$	$+5$	$+10$
17	15	20

10	10	10
$+2$	$+9$	$+6$
12	19	16

Day 6
c.w.

Write 1 - 50

10	10	10	10	10
11	11	21	31	41
12	12	22	32	42
13	13	23	33	43
14	14	24	34	44
15	15	25	35	45
16	16	26	36	46
17	17	27	37	47
18	18	28	38	48
19	19	29	39	49
20	20	30	40	50

SUBJECT	ASSIGNMENT
ENGLISH	<p>Instructions to be followed:</p> <ul style="list-style-type: none">• Work to be done in the English note book.• Kindly read the chapter with correct pronunciation and proper voice modulation as done by the teacher in the online class.• Please ensure that your child says and write.• Your child has to know the sound of the each letter. Jolly Phonics- the sounds of the letters should be thorough. We hope you have downloaded the app in your phone and the child is listening to it frequently. The child should orally be able to tell the initial letter based on the sound made. Do lot of oral drilling on this. <p>• According to the weather the child has to draw sunny  , cloudy  or rainy  on top of the date towards the left margin as shown in the picture sent.</p> <ul style="list-style-type: none">• Begin with the date on the left margin as written in the picture sent.• Write the C.W. or H.W. below the date written.• The child has to write exactly the way it is written in the work shown in the picture sent, in correct formation .• As we all know drawing needs a lot of practice hence the parents are requested to help their child to learn to draw pictures. <p>Note: The parent has to make the child do the work in front of them following each instruction very seriously or else the work will be dirty and will not be as expected. Please let the child complete the work on their own. Parents are requested to supervise their work and help in explaining whatever required but please don't write for them.</p>

Phonic pupil book 1

Page no- 25,26,27,28,29 to be done in the text book.

Phonic pupil book 2

Page no-5 (The Hen to be done in the text book.)

Revision of Chapter-3 The Igloo (Page no- 29)

Notebook work:

☁

M T W T F S S
Page No.:
Date:

Day 1 Read and Write

zap z a p	buzz b u z z	fizz f i z z
zigzag z i g z a g	web w e b	wig w i g

☁

M T W T F S S
Page No.:
Date:

Day 2

swam s w a m	wind w i n d	sang s a n g
king k i n g	long l o n g	lung l u n g

☀

M T W T F S S
Page No.:
Date: YOUNG

Day 3

van v a n	vat v a t	vim v i m
vest v e s t	foot f o o t	zoo z o o

☀

M T W T F S S
Page No.:
Date:

Day 4

look l o o k	soon s o o n	book b o o k
moon m o o n		



Days
 CW

Opposites

fast x slow

love x hate

clean x dirty

soft x hard

day x night

easy x difficult

kind x unkind



There is a hen.
 The hen is sitting inside the coop.
 The chick is on the hen.
 There are three chicks.
 There are three eggs.
 A chick is peeping out from the egg.

Choose one of the short vowel sounds, /a/, /e/, /i/, /o/ or /u/, to make the words.

f u n	h e p	r e d	b e g
m e n	p e t	c e p	m e p
s e ck	sh e p	cl e p	qu e ck

UKG ASSIGNMENT

- दिए गए कार्य को पेंसिल से साफ-साफ नोट-बुक में लिखें।
- अक्षरों के बनावट पर ध्यान दें।
- ड, त, भ और त अक्षरों का अभ्यास करें।
- एक पेज में एक ही अक्षर का अभ्यास करें।


21.7.20

c.w

अक्षर ज्ञान

ड

ड

ड

ड


23.7.20

c.w

अक्षर ज्ञान

त

त

त

त



24.7.20
c.w

अक्षर ज्ञान

भ

भ

भ

भ



25.7.20
c.w

अक्षर ज्ञान

त

त

त

त



27.7.20

c.w

जोड़कर लिखें।

ज + ल = जल

न + ट = नट

र + स = रस

ज + ब = जब

ब + ल = बल

ज + ग = जग

ब + ट + न = बटन

न + म + न = नमन

ट + ह + ल = टहल

क + ल + श = कलश



29.7.20

c.w

चित्र देखकर नाम लिखें।

बटन



खत




जग



टब



मटर




खटमल




अभ्यास

अलग अक्षर द्वारा बने चित्रों को काटें।



अभ्यास

चित्रों को पहचानें एवं उसके पहले अक्षर को लिखकर रंग भरें।



प र म ग क फ


प र म ग क फ

अभ्यास

मिलान करें।



चित्रों को पहचानें एवं उनके पहले अक्षर को लिखें।



अभ्यास

न+ट = नट	ल+ट = लट	ब+ल = बल
फ+ल = फल	फ+न = फन	ज+ग = जग
ज+न = जन	ज+ल = जल	प+र = पर
प+ग = पग	ग+ज = गज	म+ग = मग
म+ट+र = मटर	म+ग+र = मगर	क+म+ल=कमल

अभ्यास

न+म+क = नमक	ब+ट+न = बटन	न+ग+र = नगर

सही अक्षरों को गोल करें।

ट ज ट ट ल ट न
फ फ न ज फ ल फ
प ज फ प प ट प

खाली स्थान भरें।

न	फ	ज
व	म	फ
प	न	क
ट	ज	म
नम	ब न	न र
कम	म र	कल

18 / 3

अभ्यास

न	ल	ज	ट	ब	
प	र	म	ग	क	फ

तुकबंदी शब्द

ल नल, फल, जल, बल
ब टब, जब, कब
र पर, नर, कर
म कम, बम, नम

व से वर्षा रानी
चम-चम चम-चम बिजली चमके
रिम-झिम रिम-झिम पानी बरसे
झिल-मिल झिल-मिल नाचे मोर,
झर-झर करते झरने शोर।



वक वन वर्षा वनराज वानर

व	व	व	व	व	व	व	व	व



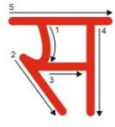
ख से खरगोश
ख से मिला एक खरगोश
मन में भरे हुए वह जोश
जा पहुँचा वहाँ के बिल तक
चूहे देख हुए खामोश।



खाट खटमल खरगोश खत खीरा

ख	ख	ख	ख	ख	ख	ख	ख

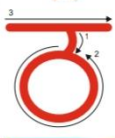
स से सूरज
 पूरब में जब सूरज उगता
 सबके मन को खुश कर देता
 उसके धरती पर आते ही
 अंधकार मिट जाता है।
 उसे देखकर ठंड भागती
 गरमी बह दे जाता है।



सूरज सात सड़क साँप सीढ़ी

Handwriting practice lines for the letter 'स'. The first line contains the letter 'स' followed by a blank space. The next three lines each contain eight 'स' characters for tracing. Below are four more sets of blank handwriting lines.

ठ से ठीक समय
 ठीक समय पर नित उठ जाओ,
 ठीक समय पर खलो नहाओ।
 ठीक समय पर खाना खाओ,
 ठीक समय पर पढ़ने जाओ।
 ठीक समय पर मौज उड़ाओ
 ठीक समय पर गाना गाओ।



ठठेरा ठप्पा ठग ठंड ठेला

Handwriting practice lines for the letter 'ठ'. The first line contains the letter 'ठ' followed by a blank space. The next three lines each contain eight 'ठ' characters for tracing. Below are four more sets of blank handwriting lines.



च से चार कबूतर
 फर-फर उड़ते चार कबूतर
 पहुँचे चुन्नु-मुन्नु के घर।
 चुन्नु ने कुछ दाना डाला,
 मुन्नु भर लिए प्याला।
 पानी पीकर, दाना खाकर।
 उड़े कबूतर करते टा-टा।

च



चाँद



चम्मच



चूहा



चक्का



चाबी

- च च च							
च	च	च	च	च	च	च	च
च	च	च	च	च	च	च	च
च	च	च	च	च	च	च	च



छ से छतरी
 सात रंग की मेरी छतरी
 लहराती जैसे चुनरी सतरंगी।
 गरजत बरसत सावन आये,
 छतरी हमको पानी से बचाये।

छ



छन्नी



छत्ता



छाता

छ छ छ							
छ	छ	छ	छ	छ	छ	छ	छ
छ	छ	छ	छ	छ	छ	छ	छ
छ	छ	छ	छ	छ	छ	छ	छ

SUBJECT	ASSIGNMENT
GA	Instructions to be followed: <ul style="list-style-type: none">• Make your child learn the following topics .• Do not make them write .• Do lot of oral drilling .• Learn from the following Page numbers given.• Homes of Animals (Page no- 15) and Sounds of Animals (Page no-16)

Dr.Rachana Nair
Director Academics