




**KERALA PUBLIC SCHOOLS**  
**ACADEMIC YEAR 2020-21**  
**HOME ASSIGNMENT**



**CLASS :UKG**

**DATE: 3.07.2020 to 17.07.2020**

<b>SUBJECT</b>	<b>ASSIGNMENT</b>
<b>MATHS</b>	<p><b>Instructions to be followed:</b></p> <ul style="list-style-type: none"><li>• Children have to say 1-100 orally.</li><li>• Children should be able to write and recognize numbers 1-100</li><li>• Always remember to leave a line while writing the numerals.</li></ul> <p>• According to the weather the child has to draw sunny , cloudy  or rainy </p> <p>on top of the date towards the left margin as shown in the picture sent.</p> <ul style="list-style-type: none"><li>• Begin with the date on the left margin as written in the picture sent.</li><li>• Write the C.W. or H.W. below the date written.</li><li>• The child has to write in the correct formation as shown in the notebook work</li></ul> <p><b>Note:</b> The parent has to make the child do the work in front of them following each instruction very seriously or else the work will be dirty and will not be as expected. Please let the child complete the work on their own. Parents are requested to supervise their work and help in explaining whatever required but please don't write for them.</p> <p><b>Page numbers: 4, 5, 6, 7,8, 9,13,14,15,16,17,19,20,31,32. (to be done in the maths text book.)</b></p>

Notebook work:



Wednesday



1.7.20

# Backward Counting (50-1)

c.w.

TO	TO	TO	TO	TO
50	40	30	20	10
49	39	29	19	9
48	38	28	18	8
47	37	27	17	7
46	36	26	16	6
45	35	25	15	5
44	34	24	14	4
43	33	23	13	3
42	32	22	12	2
41	31	21	11	1



Thursday



2.7.20

c.w.

Write the number that comes just after in the box

TO

27

28

TO

22

TO

25

TO

24

TO

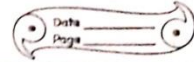
26

TO

20



Friday



3.7.20

Write the number that comes just before in the box.  
c.w.

T O

2	2
2	3

T O

3	0
---	---

T O

2	7
---	---

T O

2	0
---	---

T O


2	6
---	---

T O

2	4
---	---



Monday



6.7.20

Write the number that come between  
c.w.

T O

2	1
2	2
2	3

T O

2	4
2	6

T O

2	5
2	7

T O

2	3
2	5

T O

2	7
2	9

T O

2	8
3	0





Monday

Date \_\_\_\_\_  
Page \_\_\_\_\_

6.7.20

### Addition

c.w

$$\begin{array}{r} \text{T O} \\ 13 \\ + 16 \\ \hline 29 \end{array}$$

$$\begin{array}{r} \text{T O} \\ 15 \\ + 13 \\ \hline \end{array}$$

$$\begin{array}{r} \text{T O} \\ 16 \\ + 12 \\ \hline \end{array}$$

$$\begin{array}{r} \text{T O} \\ 15 \\ + 14 \\ \hline \end{array}$$

$$\begin{array}{r} \text{T O} \\ 12 \\ + 15 \\ \hline \end{array}$$

$$\begin{array}{r} \text{T O} \\ 13 \\ + 13 \\ \hline \end{array}$$



Tuesday

Date \_\_\_\_\_  
Page \_\_\_\_\_

7.7.20

### Addition on number line

c.w



$$3 + 4 = 7$$






$$4 + 5 = \underline{\quad}$$



$$2 + 3 = \underline{\quad}$$





$$7 + 1 = \underline{\quad}$$

SUBJECT	ASSIGNMENT
ENGLISH	<p data-bbox="337 195 773 233"><b>Instructions to be followed:</b></p> <ul data-bbox="386 285 1547 590" style="list-style-type: none"><li>• Work to be done in the English note book.</li><li>• Kindly read the chapter with correct pronunciation and proper voice modulation as done by the teacher in the online class.</li><li>• Please ensure that your child says and write.</li><li>• Your child has to know the sound of the each letter. <b>Jolly Phonics</b>- the sounds of the letters should be thorough. We hope you have downloaded the app in your phone and the child is listening to it frequently. The child should orally be able to tell the initial letter based on the sound made. Do lot of oral drilling on this.</li></ul> <p data-bbox="386 657 1466 688">• According to the weather the child has to draw sunny  , cloudy  or rainy</p> <p data-bbox="440 695 570 800"></p> <p data-bbox="581 779 1406 810">on top of the date towards the left margin as shown in the picture sent.</p> <ul data-bbox="386 821 1507 1052" style="list-style-type: none"><li>• Begin with the date on the left margin as written in the picture sent.</li><li>• Write the C.W. or H.W. below the date written.</li><li>• The child has to write exactly the way it is written in the work shown in the picture sent, in correct formation .</li><li>• As we all know drawing needs a lot of practice hence the parents are requested to help their child to learn to draw pictures.</li></ul> <p data-bbox="350 1136 1523 1283"><b>Note:</b> The parent has to make the child do the work in front of them following each instruction very seriously or else the work will be dirty and will not be as expected. Please let the child complete the work on their own. Parents are requested to supervise their work and help in explaining whatever required but please don't write for them.</p>

**Phonic pupil book 1**





Page no- 2, 3, 4, 5 ,6 ,7,20, 21,22,23,24 to be done in the text book.

**J j**

**ACTION**  
Put your hand to your ear, as if you are hard of hearing, and say 'ai, ai, ai!'

Three of these pictures have a /j/ sound in them. Cross out the one that does not.

jam  
jog  
just  
jump

**ai**

long a



**ACTION**  
Put your hand to your ear, as if you are hard of hearing, and say 'ai, ai, ai!'




ai ai ai ai ai ai  
g o u l f b

Three of these pictures have an /ai/ sound in them. Cross out the one that does not.

rain  
tail  
paid  
snail






**oa**

long o



**ACTION**  
Put your hand to your ear, as if you are hard of hearing, and say 'oi, oi, oi!'



oa oa oa oa oa  
u l f b ai j

Three of these pictures have an /oa/ sound in them. Cross out the one that does not.


goat  
soak  
road  
foam







**ie**

long i



**ACTION**  
Put your hand to your ear, as if you are hard of hearing, and say 'oi, oi, oi!'







**ACTION**  
Put your hand to your ear, as if you are hard of hearing, and say 'oi, oi, oi!'

ie ie ie ie ie ie  
f b ai j oa


Three of these pictures have an /ie/ sound in them. Cross out the one that does not.

tie  
lied  
tied  
magpie







**ee or**

long e and the or sound



**ACTION**  
Put your hand to your ear, as if you are hard of hearing, and say 'oi, oi, oi!'






**ACTION**  
Put your hand to your ear, as if you are hard of hearing, and say 'oi, oi, oi!'




ee ee ee ee ee ee  
or or or or or or

tree  
corn  
seen  
fork  
bee  
sort

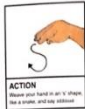
Cross out the picture that does not have an /ee/ sound in it.

Cross out the picture that does not have an /or/ sound in it.

# S s




**ACTION**

Trace your hand in an 's' shape. Use a snake, and say 'sss'!

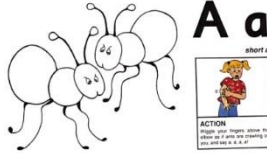


s s s s s s s s

s s s s



Three of these pictures have a /s/ sound in them. Cross out the one that does not.



# A a



**ACTION**

Place your fingers above the letter 'a' and wiggle them. You will see it 'a' 'a' 'a'!

a a a a a a

a s a s a s



Three of these pictures have an /a/ sound in them. Cross out the one that does not.

# T t




**ACTION**

Turn your head from side to side. Put your eyes on something nearby, and say 't t t'!




t t t t t t t t

s a s a s a



Three of these pictures have a /t/ sound in them. Cross out the one that does not.



# I i



**ACTION**


Place the tip of your tongue on the roof of your mouth. Say 'i i i'!

i i i i i i i i

s s s a a a t t t



Three of these pictures have an /i/ sound in them. Cross out the one that does not.



# P p



**ACTION**


Hold your upper lip up as if it is a party. Blow air through it and say 'p p p'!

p p p p p p

s s a a t t i i



Three of these pictures have a /p/ sound in them. Cross out the one that does not.



# N n



**ACTION**

Place the tip of your tongue on the roof of your mouth. Say 'n n n'!

n n n n n n

a a t t i i p



Three of these pictures have a /n/ sound in them. Cross out the one that does not.



**Notebook work:**

2-7-20  
Thursday  
Read and Write

rain	tail	paid
snail	jam	jog

just	jump	goat
soak	road	foam

tie	lie	tied
maggie		

tree	corn	seen
fork	bee	sort

### Instructions to be followed:

- Children have to say the following topics orally.
- Make your child learn the following topics .
- Do not make them write .
- Do lot of oral drilling .

# 10: DOMESTIC ANIMALS

Page: 12



Q.1 Which animals give us milk?  
Ans. Cows, goats and buffaloes give us milk.

Q.2 Which animal gives us wool?  
Ans. The sheep gives us wool.

Q.3 Which animal guards our house?  
Ans. The dog guards our house.

Q.4 Which animals are used for riding?  
Ans. Camels and horses are used for riding.

Q.5 Which animal catches mice?  
Ans. The cat catches mice.

Q.6 Which animals carry loads?  
Ans. Camels, horses and donkeys carry loads.

12

Gratka Pre-School GK & Conversation B


Q1. Which animal gives us milk?

**Ans. Cows, goats and buffaloes gives us milk.**



Q2. Which animal gives us wool?

**Ans. The sheep gives us wool.**



Q3. Which animal guards our house?

**Ans. The dog guards our house.**



Q4. Which animal are used for riding?

**Ans. Camel and horses are used for riding.**



Q5. Which animal catches mice?

**Ans. The cat catches mice.**



Q6. Which animals carry loads?

**Ans. Camels, horses and donkeys carry loads.**





# 11: WILD ANIMALS

Page: 13

11. Wild Animals

Tiger      Lion      Elephant

Fox      Giraffe      Deer      Bear

Kangaroo      Rhinoceros

Cheetah      Monkey      Zebra

Q 1 Which is our national animal?  
Ans. The tiger is our national animal.

Q 2 Which animal is the king of the jungle?  
Ans. The lion is the king of the jungle.

Q 3 Which animal jumps from tree to tree?  
Ans. The monkey jumps from tree to tree.

Q 4 Which is the largest land animal?  
Ans. The elephant is the largest land animal.

Q 5 Which is the fastest land animal?  
Ans. The cheetah is the fastest land animal.

Q 6 Which animal has a long neck?  
Ans. The giraffe has a long neck.

Grafalco Pre-School GK & Conversation : B

Q1 Which is our national animal?

**Ans .The tiger is our national animal.**



Q2. Which animal is the king of the jungle?

**Ans. The lion is the king of the jungle.**



Q3. Which animal jumps from tree to tree?

**Ans. The monkey jumps from tree to tree.**




VectorStock®

VectorStock.com/21527396

Q4. Which is the largest land animal?

**Ans. The elephant is the largest land animal.**



Q5. Which is the fastest land animal?

**Ans. The cheetah is the fastest land animal.**





#232265195

Q6. Which animal has a long neck?

**Ans, The giraffe has a long neck.**



VectorStock®

VectorStock.com/22806629

**12: YOUNG ONES**

Page: 14

## 12. Young Ones



Q. 2 What is the young one of a cow called?  
Ans. The young one of a cow is called a calf.



Q. 1 What is the young one of a cat called?  
Ans. The young one of a cat is called a kitten.



Q. 3 What is the young one of a horse called?  
Ans. The young one of a horse is called a foal.



Q. 5 What is the young one of a goat called?  
Ans. The young one of a goat is called a kid.



Q. 4 What is the young one of a duck called?  
Ans. The young one of a duck is called a duckling.



Q. 6 What is the young one of a sheep called?  
Ans. The young one of a sheep is called a lamb.



Q. 8 What is the young one of a pig called?  
Ans. The young one of a pig is called a piglet.



Q. 7 What is the young one of a hen called?  
Ans. The young one of a hen is called a chicken.



Q. 9 What is the young one of a dog called?  
Ans. The young one of a dog is called a puppy.



Q. 11 What is the young one of a lion called?  
Ans. The young one of a lion is called a cub.



Q. 10 What is the young one of a deer called?  
Ans. The young one of a deer is called a fawn.



Q. 12 What is the young one of a camel called?  
Ans. The young one of a camel is called a calf.

14

Grafaloo Pre-School GK & Conversation B

Q1 . What is the young one of a cat called?

**Ans. The young one of a cat is called a kitten.**



Q2 . What is the young one of a cow called?

**Ans. The young one of a cow is called a calf.**



Q3 . What is the young one of a horse called?

**Ans. The young one of a horse is called a foal.**



Q4 . What is the young one of a duck called?

**Ans. The young one of a duck is called a duckling.**



Q5 . What is the young one of a goat called?

**Ans. The young one of a goat is called a kid.**



Q6 . What is the young one of a sheep called?

**Ans. The young one of a sheep is called a lamb.**



Q7 . What is the young one of a hen called?

**Ans. The young one of a hen is called a chicken.**



Q8 . What is the young one of a pig called?

**Ans. The young one of a pig is called a piglet.**



Q9 . What is the young one of a dog called?

**Ans. The young one of a dog is called a puppy.**





Q10 . What is the young one of a deer called?

**Ans. The young one of a deer is called a fawn.**



Q11 . What is the young one of a lion called?

**Ans. The young one of a lion is called a cub.**



Q12 . What is the young one of a camel called?

**Ans. The young one of a camel is called a calf.**





## HINDI ASSIGNMENT

- दिए गए कार्य को पेंसिल से साफ-साफ नोट-बुक में लिखें।
- अक्षरों के बनावट पर ध्यान दें।
- च और छ अक्षरों का अभ्यास करें।
- एक पेज में एक ही अक्षर का अभ्यास करें।



1.7.20

c.w

अक्षर ज्ञान

च

च

च

च



3.7.20

c.w

अक्षर ज्ञान

छ

छ

छ

छ




6.7.20

c.w

अलग अक्षरों द्वारा बने चित्रों को काटें ।


1.



2.



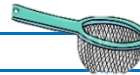
3.



4.



5.



8.7.20

c.w

खाली स्थान भरें।

फ \_\_\_\_

क \_\_\_\_ ल

र \_\_\_\_

ख \_\_\_\_

न \_\_\_\_

व \_\_\_\_

म \_\_\_\_ र






ब \_\_\_\_ न

फ \_\_\_\_ ल

**BOOK WORK DETAIL – [Page Nos. 5-21]**  
**साफ- साफ लिखें।**

## ज

ज से नल  
ले आता पानी  
सबको देता बनकर व  
सबकी प्यास बुझाता पि  
नहीं कभी बनता अभि

नल

नींबू






नाव

नदी

नाश्ता

## ल

ल से लंगूर  
झाली पर बेठा लंगूर  
छाता है मोटा अंगूर  
पुछ बड़ी मुंठ काला है  
फिर भी बड़ा निराला है।

लड़की

लट्टू

लड्डू

लकड़ी

लालटेन

ज ज ज

ज	ज	ज	ज	ज	ज	ज	ज
ज	ज	ज	ज	ज	ज	ज	ज
ज	ज	ज	ज	ज	ज	ज	ज

ल ल ल ल






ल	ल	ल	ल	ल	ल	ल	ल
ल	ल	ल	ल	ल	ल	ल	ल
ल	ल	ल	ल	ल	ल	ल	ल

95 शिक्षक/शिक्षिका के हस्ताक्षर

96 शिक्षक/शिक्षिका के हस्ताक्षर

## ज

ज से जहाज  
जहाज है सबकी सवारी  
रखता है हवा से चारी  
आसमान में करता और  
सबको पहुँचाता चारों ओर।

जहाज

जूता






जल

जग

जोकर

## ट

ट से टमाटर  
लाल टमाटर, हरे मटर  
ने मंडी चलने की ठानी।  
आजु भी तैयार हो गया  
साथ चली गोभी रानी।

टमाटर

टोपी

टेलीफोन

टॉर्च

टहनी

ज ज ज

ज	ज	ज	ज	ज	ज	ज	ज
ज	ज	ज	ज	ज	ज	ज	ज
ज	ज	ज	ज	ज	ज	ज	ज

ट ट

ट	ट	ट	ट	ट	ट	ट	ट
ट	ट	ट	ट	ट	ट	ट	ट
ट	ट	ट	ट	ट	ट	ट	ट


97 शिक्षक/शिक्षिका के हस्ताक्षर

98 शिक्षक/शिक्षिका के हस्ताक्षर

ध र त प्र रा ख क ग प ब ल न

# व

व से बगुना  
 बगुना भाई बड़े शिकारी  
 ध्यान लगाए बेटे हो  
 मछली रानी को पालने ही  
 पौरन बट कर जाने हो।

  
**बस**

  
**बत्तख**

  
**बटन**

  
**बारिश**

  
**बाल्टी**

	०	१	२
३	४	५	६
७	८	९	१०
११	१२	१३	१४
१५	१६	१७	१८
१९	२०	२१	२२
२३	२४	२५	२६
२७	२८	२९	३०

०९ शिक्षक, दिल्लीका से इलाका

**अभ्यास**


निम्नलिखित अक्षरों को लिखें।

न	ल	ज	ट	ब

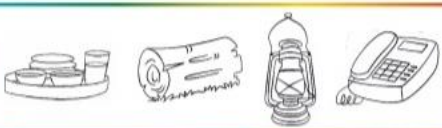
**अभ्यास**

निम्नलिखित अक्षरों से बने चित्रों में रंग भरें।


न




ल




ज



ट



ब



शिक्षक, दिल्लीका से इलाका
१०
शिक्षक, दिल्लीका से इलाका
११









**Dr.Rachana Nair**  
**Director Academics**