

KERALA PUBLIC SCHOOLS
ACADEMIC YEAR 2020-21
HOME ASSIGNMENT



CLASS :II
DATE: 03.07.2020 to 17.07.2020

SUBJECT	ASSIGNMENT												
MATHS	<p><u>Work to be done in the school note book</u> Chapter 5- Addition and Subtraction of larger numbers Page number – 69, 71, 73, 75</p> <p><u>Work to be done in the text book</u> Chapter 5- Addition and Subtraction of larger numbers Page number – 67, 68, 70, 72, 74</p> <p><u>Extra sums to be done in the notebook</u> Add the following:</p> <table border="0"><tr><td>1. $543 + 56 =$ _____</td><td>6. $702 + 67 =$ _____</td></tr><tr><td>2. $678 + 46 =$ _____</td><td>7. $820 + 46 =$ _____</td></tr><tr><td>3. $204 + 55 =$ _____</td><td>8. $345 + 43 =$ _____</td></tr><tr><td>4. $832 + 79 =$ _____</td><td>9. $849 + 50 =$ _____</td></tr><tr><td>5. $940 + 28 =$ _____</td><td>10. $644 + 75 =$ _____</td></tr></table> <p>Project: Draw the shapes(formation) of the numbers 0 to 9 in the scrapbook with match stick or straw.</p>	1. $543 + 56 =$ _____	6. $702 + 67 =$ _____	2. $678 + 46 =$ _____	7. $820 + 46 =$ _____	3. $204 + 55 =$ _____	8. $345 + 43 =$ _____	4. $832 + 79 =$ _____	9. $849 + 50 =$ _____	5. $940 + 28 =$ _____	10. $644 + 75 =$ _____		
1. $543 + 56 =$ _____	6. $702 + 67 =$ _____												
2. $678 + 46 =$ _____	7. $820 + 46 =$ _____												
3. $204 + 55 =$ _____	8. $345 + 43 =$ _____												
4. $832 + 79 =$ _____	9. $849 + 50 =$ _____												
5. $940 + 28 =$ _____	10. $644 + 75 =$ _____												
SCIENCE	<p><u>CH-1 Types of a Plant(REVISION)</u> <u>Read the chapter thoroughly.</u></p> <p>The following exercises to be done in the Science notebook.</p> <p><u>I. Fill in the blanks with the correct words.</u></p> <ol style="list-style-type: none">Small plants with soft stems are called _____ (herbs/trunk).Climbers with _____ (woody /weak) stems that need the support of other plants.The _____ (stem/root) fixes the plant to the ground.A _____ (leaf/seed) makes food for the plant.Many people _____ (worship/eat) trees such as peepal and banyan. <p><u>II.Match the columns:</u></p> <table border="0"><tr><td><i>Column A</i></td><td><i>Column B</i></td></tr><tr><td>1. Trees</td><td>a. watermelon</td></tr><tr><td>2. Shrubs</td><td>b. grapevine</td></tr><tr><td>3. Herbs</td><td>c. rose</td></tr><tr><td>4. Climbers</td><td>d. mint</td></tr><tr><td>5. Creepers</td><td>e. neem</td></tr></table>	<i>Column A</i>	<i>Column B</i>	1. Trees	a. watermelon	2. Shrubs	b. grapevine	3. Herbs	c. rose	4. Climbers	d. mint	5. Creepers	e. neem
<i>Column A</i>	<i>Column B</i>												
1. Trees	a. watermelon												
2. Shrubs	b. grapevine												
3. Herbs	c. rose												
4. Climbers	d. mint												
5. Creepers	e. neem												

III. Name the following:

1. Big and tall plant with a strong and woody stem _____
2. Small plants with woody stems _____
3. Small plants with soft stems _____
4. Plants with weak stems that need the support of other plants _____
5. Plants with weak stems that grow along the ground _____
6. The part that fixes the plant to the ground _____
7. The part that carries water and food to all other parts of the plant _____
8. The flat, green part that makes food for the plant _____
9. The part that becomes a fruit _____
10. The part that has seeds is called _____
11. The part from which a baby plant grows _____

IV. Match the following:

Column A	Column B
1. rose	a. climber
2. grapevine	b. creeper
3. watermelon	c. tree
4. neem	d. herb
5. mint	e. shrub

Ch- 2 Uses of Plants (REVISION)

Read the chapter thoroughly.

The following exercises to be done in the Science notebook.

I. Name the following.

1. These are used to make cloth. _____
2. We use it to make glue. _____
3. We get this from the juice of the rubber tree. _____
4. Grains which are found inside pods _____
5. Dry seeds of some plants ,which we use as food _____

II. Give two examples for each of the following:

1. fruits _____
2. vegetables _____
3. cereals _____
4. pulses _____
5. spices _____
6. plants that give us oil _____
7. plants that give us medicine _____
8. paper is used to make _____
9. plants that give us fibres _____
10. plants that give us wood _____

III .Fill in the blanks with the correct words:

1. We get _____ (paper/rubber) from bamboo plant.
2. _____ (Rubber/Gum) is used to make erasers and pipes.
3. We get _____ (wood/paper) from trees such as teak, sheesham and pine.
4. _____ (Paper/Fibres) are used to make cloth.
5. Flowers of plants such as rose and jasmine are used to make _____ (wood/perfumes).

PROJECT WORK

Ch-4 Wild Animals (ref. pg no.40)

1. Draw or Paste the pictures of any 10 animals and write the kind of food each of them eats. **(to be done in the Science notebook)**

Animals	What they eat
Paste or draw the picture	Write what they eat

HINDI

हिंदी भाषा

पाठ- वचन

1. हिंदी भाषा से वचन पाठ का सस्वर वाचन करें
2. वचन की परिभाषा, प्रकार, एवं उदाहरण लिखें(उत्तर-पुस्तिका में लिखें)
3. निर्देश-लिखावट साफ एवं सुंदर होनी चाहिए ।

परिभाषा- शब्द के जिस रूप से पता चलता है कि वह एक है या अनेक, उसे वचन कहते हैं।

वचन दो प्रकार के होते हैं: एकवचन और बहुवचन

एकवचन- जिन शब्दों से उसके गिनती में एक होने के बारे में पता चलता है, उन्हें एकवचन कहते हैं।






उदाहरण- लड़की, किताब, आदि

बहुवचन- जिन शब्दों से उसके गिनती में एक से अधिक होने के बारे में पता चलता है, उन्हें बहुवचन कहते हैं।

उदाहरण- लड़कियाँ, किताबें, आदि।






अभ्यास कार्य

1. चित्र देखकर सही वाले गोले में रंग भरिए (उत्तर-पुस्तिका में लिखें।)

(क)		<input type="radio"/> पतंग	<input type="radio"/> पंतग	<input type="radio"/> पतंगें
(ख)		<input type="radio"/> तितली	<input type="radio"/> तितलीयाँ	<input type="radio"/> तितलियाँ
(ग)		<input type="radio"/> माला	<input type="radio"/> माले	<input type="radio"/> मालाएँ
(घ)		<input type="radio"/> गुड़ियाँ	<input type="radio"/> गुड़िया	<input type="radio"/> गुड़िए
(ङ)		<input type="radio"/> टोपी	<input type="radio"/> टोपीयाँ	<input type="radio"/> टोपियाँ

- क. पतंग
ख. तितलियाँ
ग. माला
घ. गुड़िया
ङ. टोपियाँ

2. सोचिए और लिखिए (उत्तर-पुस्तिका में लिखें)

(क) एक केला	दो	_____ केले	
(ख) छह मोमबत्तियाँ	एक	_____	
(ग) एक चाबी	तीन	_____	
(घ) पाँच गेंदें	एक	_____	
(ङ) एक राखी	चार	_____	

- क. दो केले
ख. एक मोमबत्ती
ग. तीन चाबियाँ

- घ. एक गेंद
ङ. चार राखियाँ

3. वचन बदलिए (पाठ्य-पुस्तिका में करें)

कपड़ा (कपड़े
चूहा (चूहे
कमरा (कमरे
गाय (गाएँ
थाली (थालियाँ
कटोरी - कटोरियाँ
मक्खी - मक्खियाँ
दवाई (दवाइयाँ

हिंदी साहित्य

पाठ- बिल्ली को जुकाम

1. कविता का सस्वर वाचन करें। (तीन बार)
2. प्रथम पृष्ठ में शीर्षक लिखकर बिल्ली का चित्र बनाएँ एवं रंग भरे।
3. कविता का शीर्षक लिखकर कविता की पंक्तियाँ लिखें।
4. निर्देश -लिखावट साफ एवं सुंदर होनी चाहिए।

सोचो और बताओ। (उत्तर-पुस्तिका में करें।)

प्रश्न 1. क्या तुम चूरन खाते हो ?

उत्तर- हाँ, खाते हैं।

प्रश्न 2. तुम चूरन कब लेते हो?

उत्तर- जब पेट में दर्द होता है।

प्रश्न 3. जब तुम्हें जुकाम होता है, तो कैसा लगता है?

उत्तर- तब बुरा लगता है, बेचैनी का अनुभव होता है।

प्रश्न 4. क्या चूरन खाना ठीक है?

उत्तर- हाँ, कभी-कभी खा सकते हैं।

बिल्ली को जुकाम (प्रश्न-उत्तर)

नीचे लिखे प्रश्नों के उत्तर लिखिए। (उत्तर-पुस्तिका में लिखें)

प्रश्न 1. बिल्ली को क्या हो गया है?

उत्तर- बिल्ली को जुकाम हो गया है।

प्रश्न 2. बिल्ली दवा लेने किसके पास गई?

उत्तर- बिल्ली दवा लेने चूहे के पास गई।

प्रश्न 3. चूहे चाचा ने बिल्ली को क्या सलाह दी?

उत्तर- चूहे ने बिल्ली को यह सलाह दी कि आगे से चूहे खाना बिलकुल छोड़ दो।

सही उत्तर पर ठीक (✓) का चिन्ह लगाओ। (पाठ्य-पुस्तिका में करें।)

1. ९८० द्वा९८० घा९८०

वाक्य बनाओ। (उत्तर-पुस्तिका में करें।)

1. चूहा (चूहा मोटा है)
2. डॉक्टर (डॉक्टर दवा देता है)
3. दवा (मैंने दवा खा ली)

STD II विषय- हिंदी भाषा (संज्ञा) (PROJECT)

1. तीन व्यक्तियों के नाम एवं उनके चित्र
2. तीन वस्तुओं के नाम एवं उनके चित्र
3. तीन जगहों के नाम एवं उनके चित्र
4. तीन पशु या पक्षी के नाम एवं उनके चित्र
5. क्रियात्मकता
6. स्वच्छता
7. विषय से संबंध
8. खोज (विषयवस्तु से संबंधित चित्रों के प्रकार)

ENGLISH LANGUAGE

Topic – Ch 4- Verbs & the Simple Present Tense.

I. Underline the verbs in the following sentences.

- i. Mita writes a letter to her aunt.
- ii. Ravi watches television all the time.
- iii. My mother tells me stories at bedtime.
- iv. The apple fell from the tree.
- v. Leela gathers flowers for her grandmother.
- vi. The boys ran down the hill.
- vii. Nidhi eats an egg everyday.
- viii. Piyush walks to school with his friends.
- ix. A doctor treats patients.
- x. Birds build nests in the trees.

II. Tick the correct verbs in the following sentences.

- i. I greet/greets my friends on their birthday.
- ii. You make/makes delicious idlis and sambhar.
- iii. She keep/keeps her room neat and tidy.
- iv. My father play/plays golf on Thursdays.

- v. This child like/likes colourful dresses.
- vi. Mangoes taste/tastes sweet.
- vii. Mr Kelkar do/does his work carefully.
- viii. Spiders catch /catches flies in a web.
- ix. A tortoise move/moves very slowly.
- x. Children usually want/wants to wear colourful dresses.

Read the following passage.

Aarti is Manu's best friend. She is getting ready to go to Manu's birthday party in the evening. She bought a big book of stories as a birthday gift for Manu. Aarti wants to wrap it in red colour paper. She knows that red is Manu's favourite colour. She can't find any red paper. Aarti is sad. Looking at Aarti's sad face her mother told her to wrap the gift in her red scarf! Aarti was delighted.

I. Answer the following questions.

- Q1. Who is Manu's best friend?
- Q2. Where is Aarti going in the evening?
- Q3. What gift has Aarti got for Manu?
- Q4. Which is Manu's favourite colour?

II. Write the antonyms of the following words.

- i. come × _____
- ii. small × _____
- iii. happy × _____
- iv. worst × _____

III. Make sentences.

- i. friend
- ii. birthday

Note: All the above exercises to be done in English notebook.

LITERATURE

- Learn the poem **The Song of the Engine (English Access)**
- Draw the picture (**The Song of the Engine**)
- Write the poem and the Word meaning

	<ul style="list-style-type: none"> • Word Bank (To be written twice) travel quietly railway speeds engine listen journey along train • Antonyms up × down slowly × quickly goes × comes quietly × noisily listen × speak • Rhyming words hill – sill , will. hear - fear , tear. down - clown ,town. train – main , chain. think- ink , pink. <p>Project- Make a Verb train with things that are available. Draw/paste picture of an action word on each coach. Be as creative as you can.</p> <p>Note: All the above work to be done in English notebook</p> <p>Penmanship to be done (cursive) in penmanship notebook. Instructions – One letter to be practiced each day.Let the child move at his/her pace.Ensure your child touches the lines and supervise him/her while he/she works.The cursive font have already been given with the previous assignment. Please adhere.</p>
DRAWING	Topic - LEAVES AND FRUITS Work to be done : Complete page 6 and page 7 as per instruction given in your drawing book.

LEAVES Part of the picture is given. Complete the picture and colour it as shown.

Note: Draw the complete shapes and erase the overlapping parts.

© Firefly Books

REMARKS

Teacher's Signature _____

FRUITS Part of the picture is given. Complete the picture and colour it as shown.

Teacher's Signature _____

REMARKS

The Art of Drawing and Colouring-2

Dr.Rachana Nair
Director Academics