

KERALA PUBLIC SCHOOLS
ACADEMIC YEAR 2020-21
HOME ASSIGNMENT



CLASS : I
DATE: 22.09.2020 to 05.10.2020

SUBJECT	ASSIGNMENT															
MATHS	<p><u>Work to be done in the textbook</u></p> <p>➤ Chapter 9 – Money</p> <p>Page number 131 to 135</p> <p><u>Extra questions to be done in Maths notebook</u></p> <p>Fill in the blanks:</p> <p>1. How many one rupee coins make Rs 5? Rs _____</p> <p>2. How many five rupee coins make Rs 10? Rs _____</p> <p>3. How much is 5 five rupee coins? Rs _____</p> <p>4. Rs 10 + Re 1 = Rs _____</p> <p>5. How much is 3 five rupee coins and 2 one rupee coins? Rs _____</p> <p><u>Activities to be done in school notebook</u></p> <ul style="list-style-type: none">• Paste fake notes in notebook and trace the coins of Re 1, Rs 2, Rs 5 and Rs 10 in notebook.• Collect the packets of any three eatables and note the prices printed on them. Now add the prices to find the total amount.															
SCIENCE	<p><u>Ch. 11- Air</u></p> <p><u>SUBJECT- SCIENCE</u></p> <p><u>Read the chapter thoroughly:</u></p> <p><u>Learn the words mentioned below:</u></p> <table border="0"><tr><td>1. Feel</td><td>6. Tyre</td><td>11. Breathe</td></tr><tr><td>2. Moves</td><td>7. Heavier</td><td>12. Gills</td></tr><tr><td>3. Sailboat</td><td>8. Football</td><td>13. Present</td></tr><tr><td>4. Shape</td><td>9. Blown</td><td>14. Swimming</td></tr><tr><td>5. Balloon</td><td>10. Weight</td><td>15. Fire</td></tr></table> <p>Let's Remember: (Page No. 99)</p> <p>Fill in the Blanks:</p> <p>1. We can feel air when the fan moves.</p> <p>2. Air gives shape to a balloon.</p> <p>3. A filled football is heavier than an unfilled football.</p> <p>4. Air helps to move a sailboat in water.</p> <p>LET'S UNDERSTAND (PAGE No. 101)</p> <p>I. Objective type questions.</p>	1. Feel	6. Tyre	11. Breathe	2. Moves	7. Heavier	12. Gills	3. Sailboat	8. Football	13. Present	4. Shape	9. Blown	14. Swimming	5. Balloon	10. Weight	15. Fire
1. Feel	6. Tyre	11. Breathe														
2. Moves	7. Heavier	12. Gills														
3. Sailboat	8. Football	13. Present														
4. Shape	9. Blown	14. Swimming														
5. Balloon	10. Weight	15. Fire														

Fill in the blanks :

1. Moving air is called wind.
2. We can feel air.
3. Wind can help to move a sailboat.
4. Air gives shape to a balloon.
5. Air has weight.

A. Write T for the True and F for the False statement:

1. Air is all around us. **T**
2. We can see air as it moves. **F**
3. Air is not present in water. **F**
4. Air keeps fire burning. **T**
5. A blown - up ball is lighter than a flat one. **F**

B. Choose the correct option :

1. Which of these does not get its shape from air?

Ans **A. Tree**

2. Which of these is true about air?

Ans **D. All of these**

3. Which of these needs air to move?

Ans **D. All of these**

4. Which of these breathe through gills?

Ans **B. Fish**

5. Which of these is not true about air?

Ans **A. It cannot be felt**

II. Very short answer type questions.

C. Give two examples for the following :

1. Objects that need wind to move **Kite** **Sailboat**
2. Objects that get their shape from air **Football** **Balloon**

NOTE: All the above exercises to be done in the textbook.

III. Answer the following questions.

1. What is wind?

Ans. Moving air is called wind.

2. Write three properties of air?

Ans. The three properties of air are :

i. Air can be felt.

ii. Air fills up space.

iii. Air has weight.

3. Mention three uses of air?

Ans. The three uses of air are:

- i. Air is used to breathe.
- ii. Air is used to fill in balloon, tyre.
- iii. Air is used to move things like kite.

4. What helps fish to breathe?

Ans. Gills help fish to breathe.

NOTE: Answer the following questions to be done in the Science notebook.

Activity: Stick Pictures of any 3 objects that need Air to work in the Science Notebook.

HINDI

पाठ-" औ की मात्रा "

I. पाठ का दो बार सस्वर वाचन करें ।

II. निम्नलिखित शब्दों को दो-दो बार लिखें । (उत्तर पुस्तिका में)

नौकर	मौसी
तौलिया	फौलाद
चौकी	पकौड़े
कौआ	कचौड़ी
बिछौना	मौसम

III. चित्र पहचान कर नाम लिखें :. (उत्तर पुस्तिका में)

हथौड़ा



खिलौना



फौजी



तौलिया

लौकी



IV. मात्रा लगाओ: (पुस्तक में पेज नंबर 68)

चौकी बिछौना
पौधा तौलिया
सौ लौकी
मौसी मौसमी

V. सुलेख :

चौकीदार चौकी पर बैठा है। (उत्तर पुस्तिका एवं पुस्तक में पेज नंबर 68)

ENGLISH

Subject- English Language

Topic- Verbs

A. Circle the doing words

1. ride water fruit ball
2. glass smile school bed
3. ship baby skip teacher
4. swim class student parakeet
5. dog cat dolphin catch
6. lunch kick pond newspaper

B. Complete the following sentences with the doing words in the box

talk draw live swim drinks sits

1. A parakeet can _____.
2. A fish can _____.
3. Ritu _____ coffee every morning.
4. Alia _____ on the first bench.
5. I _____ in Jamshedpur.
6. Ayan and Amal _____ in their drawing book.

C. Underline the doing words(verbs)

1. I work hard.
2. We learn English.
3. Ben grows apples in his farm.
4. Sanvi helps her mother in the kitchen.
5. We wash our hands.
6. Hitesh eats an apple everyday.

Comprehension

Together we win

A large group of birds lived in a tree. Everyday they flew out in search of food. One day a hunter spread a net to catch them. Alas! The birds were caught in the net. Their leader was very wise. He said, "I have an idea. Let us fly up carrying the net. " The birds flew away with the net before the hunter came. They flew to their friend, the rat. He bit the

net with his sharp teeth. The birds were free.

Read the passage and answer the questions

Q1. Where did the large group of birds live?

Q2. Who spread the net?

Q3. Whom did the birds fly to with the net?

Q4. Write three doing words from the passage

Antonyms

throw x _____

in x _____

blunt x _____

after x _____

enemy x _____

Make sentences

net-

friend-

teeth-

hunter-

Composition Topic- A fruit

Ch. 1 – WEE WILLIE WINKIE (POEM)
ENG.LITERATURE.

I.Learn the poem Wee Willie Winkie – NEW IMAGES BOOK

II.Draw the picture (Wee Willie Winkie)

III.Word Bank:

1.Willie	6.crying
2.Winkie	7.rapping
3.nightgown	8.clock
4.upstairs	9.children
5.downstairs	10. lock

IV.Word Meanings:

i).wee- tiny,small

ii).through- into and out of

iii).town-smaller than a city, bigger than a village

iv).nightgown- long dress for sleeping in

v). rapping- knocking loudly.

V.Antonyms:

i).upstairs × downstairs

ii).crying × laughing

iii).lock × key

iv).run × stay

v).town × village

vi).past × present

VI. Rhyming Words:

i).wee – see,knee

ii). town- gown,down

iii).run- fun, gun

iv).lock – shock,mock

v).past- last, blast

vi).bed- red,head.

NOTE- All the above exercises to be done in the school E.lit Notebook

DRAWING

Std. - 1

Topic - SHEEP AND OWL

Work to be done : **Complete page 19 and page 20**

as per instruction given in your drawing book.

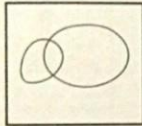
STEP-BY-STEP DRAWING

SHEEP


Trace along the dotted lines by following the step-by-step instructions and colour the picture.

Follow the steps given below:


Step 1



Step 2



Step 3



Teacher's Signature _____

REMARKS

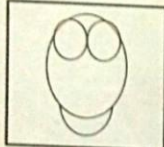
The Art of Drawing and Colouring-1

OWL


Trace along the dotted lines by following the step-by-step instructions and colour the picture.

Follow the steps given below:


Step 1



Step 2



Step 3



26

© Furry Books

REMARKS

Teacher's Signature _____

Dr.Rachana Nair
Director Academics