

KERALA PUBLIC SCHOOL
ACADEMIC YEAR 2020 -2021
HOME ASSIGNMENT



CLASS : LKG

DATE: 03.10.2020 to 18.10.2020

SUBJECT

ASSIGNMENT

MATHS

Instructions to be followed:

- Revision of numbers in the rough (square) notebook.
- Remember to leave a line when writing the number .
- According to the weather, let the child draw the following on top of the date towards the left margin.

Sunny 

Cloudy 

Rainy 

.Write C.W or H.W below the date.

.The child has to write the numbers in the correct formation as taught in class.

NOTE :-Parents, please make the child write in front of you so that each instruction given can be followed to avoid untidy and shabby work. The child is expected to write on his/her own. Parents can supervise the work and give the necessary instructions.


Day 1



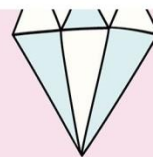

I Can Write My
Numbers 1-30



1	2	3	4	5	6
7	8	9	10	11	12
13	14	15	16	17	18
19	20	21	22	23	24
25	26	27	28	29	30













































I love
learning!



DAY 2

Page.No 118 to be
done in the text
book.

Day 3



Before	Between	After
 ← 	  	 → 
 ← 	  	 → 
 ← 	  	 → 
 ← 	  	 → 
 ← 	  	 → 
 ← 	  	 → 

DAY 4

Page. No 135 to be
done in the text
book.

Day 5

Count the number of objects and colour the correct number beside :-



Day 6

Page. No 136 to be
done in the text
book.

Day 7

Write the missing numbers (1-10)

2			5		7	
---	--	--	---	--	---	--

1		3		5		7
---	--	---	--	---	--	---

1	2			5		7
---	---	--	--	---	--	---

4			7		9	
---	--	--	---	--	---	--

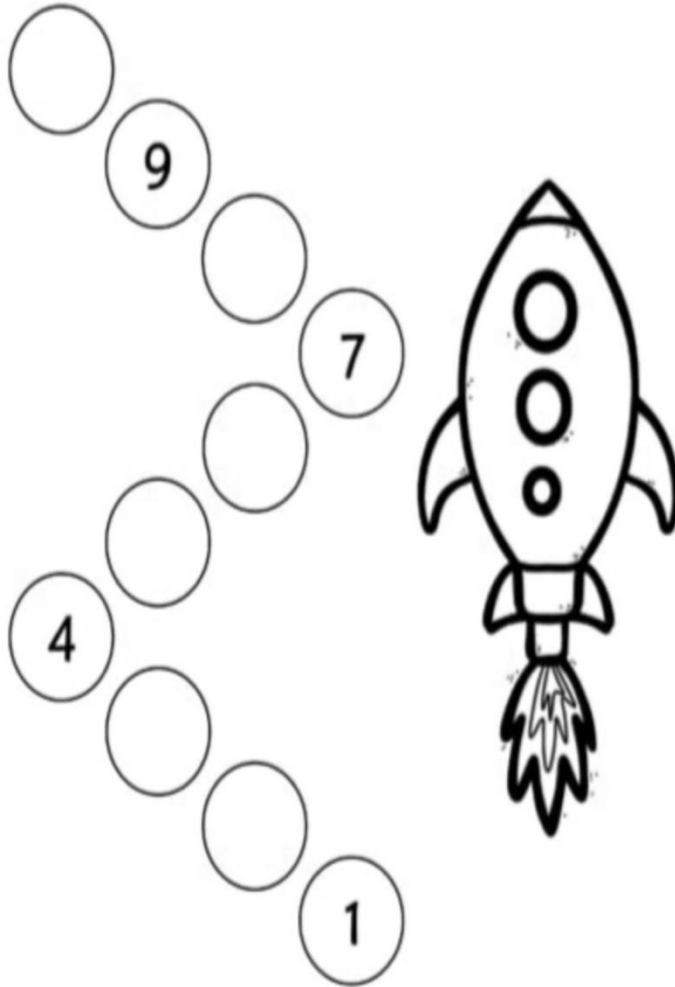
3		5			8	
---	--	---	--	--	---	--

Day 8

Counting backward from 10-1

Can you count backward from 10-1 to help the rocket blast off ?

Now colour the rocket.




Day 9

Page. No 143 to be
done in the text
book.

Day 10


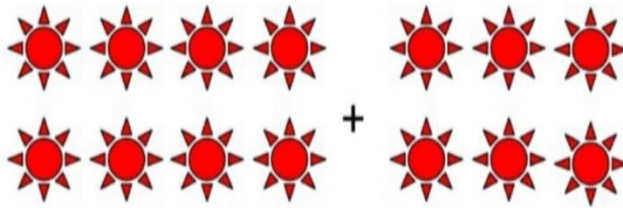



Matching Shapes



Day 11

Count and add the pictures and write your answer in the box :



Day 12

Page. No 151 to
be done in the text
book.

Day 13



Fill in the blanks:-

1. $5 \square \square 8 \square \square$

2. $11 \square 13 \square \square$

3. $16 \square \square \square 20$



Complete the lines:-

5 _____

11 _____

16 _____



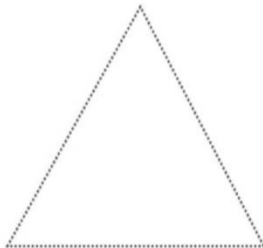

Day 14

Colour and Match



Trace and colour the shapes.

Match with the objects



Day 15

Match the number word with the number

One 3

Five 4

Three 1

Two 5

Four 2

Notebook Activity

Day 1

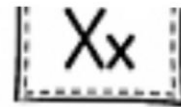
Write the Missing Alphabets to Complete the Alphabet Chart

a				e	
	h			k	
		o		q	
	t				x

Day 2

Name: _____

Picture Letter Match



Say the name of each picture. Circle the letter that matches the ending sound.



X K H



d x v

6






Z G X



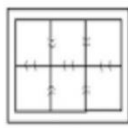
r x r

Day 3

✕ What Begins with Q?



Draw a line to help the three quail find the items that **begin with** the sound of q.



© 2013 by Pearson Education, Inc. All rights reserved.

Day 4

Letter Sound Recognition



Say the name of each picture aloud. Circle the correct beginning letter of the picture.



G Q D



Q B F



F C Q



C Q D

Day 5

Beginning Letter Sound

Circle the letter in each box that is the beginning sound for the picture below.



l m v



c r p



g n c



b h g



p h s



r t f

Day 6

Name: _____



_____ ueen



_____ uarter



_____ uestion



_____ uilt

Fill in the missing letter of

Day 7

Name: _____

Carefully trace over the **q** sounds below.

q

q q q q q q q
q q q q q q

Can you read these words with **q**?

quill	quiet	quiz
quilt	quail	quit
quiver	queen	quake
quick	quack	quest

quill

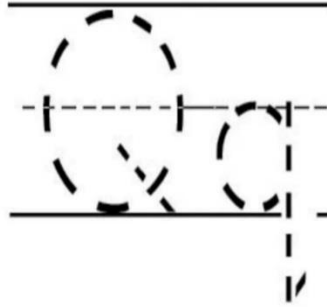


BLUE
INK

© Houghton Mifflin Harcourt Publishing Company

Day 8

Name: _____



Word Trace

Trace the words below that begin with the featured letter, and color the picture for each word.



queen



quail



quilt



quarter

Day 9

Name _____

 **Read and Color!** 

Directions: Read the word. Dot with a bingo dauber or color the circle with the matching picture.

cat   	bus   
fox   	dog   
hut   	sun   
mud   	bat   


My Study Buddy

Day 10



Alphabet Connect the Dots Worksheet Lowercase Letters

Name _____




Day 11

Name: _____ Color the Word



lip

lid



pin

pig



fin

fig



kit

kid




win

wig



zit

zip



bit

bib



bid

bin



mix

mid



pit

pin



tip

tin



kid

kit

Day 12



Name: _____

Beginning Sounds: u, v, w, y, z

Draw a line to join each picture with the letter that makes its beginning sound.

W



u

Z



V



Y

Day 13

www.KidZone.ws
Consonants

Name: _____

What Begins with D?

Color the pictures that begin with the letter d.



oll



og



uck



at

Day 14

Name: _____

Bb

Say and Trace

Say the name of the picture. Next, trace the beginning letter to complete the word.

Copyright © www.teachmykids.com Teaching My Kids

Day 15

Name: _____

Uppercase and Lowercase Letter Match

Draw a line to match each uppercase letter with its lower case letter.





**KERALA PUBLIC SCHOOLS
ACADEMIC YEAR (2020-21)
HOME ASSIGNMENT**

CLASS: LKG

DATE: 01.10.2020 to 15.10.2020

GENERAL AWARENESS

Instructions:

- * The children should be aware about the birds and flowers.
- * Kindly ensure that your child is able to answer in full sentence.





1. Which is our national bird ?

Ans :- The peacock is our national bird.



2. What is a night bird ?

Ans :- The owl is a night bird.



3. What is the largest bird ?

Ans :- The ostrich is the largest bird.

Flowers



sunflower



marigold



rose



lotus



lily



dahlia



rhododendron



pansy



jasmine



4. Which is the national flower ?

Ans :- The lotus is our national flower.



5. Where do the flowers grow ?

Ans :- The flowers grow on plants and trees.

6. Which flower grows in water ?



Ans :- The lotus grows in water.

7. Which flower faces the sun ?



Ans :- The sunflower faces the sun.

Dr.Rachana Nair

Director Academics