




KERALA PUBLIC SCHOOL
ACADEMIC YEAR 2020-21
HOME ASSIGNMENT



CLASS - LKG

DATE – 13.12.2020 to 27.12.2020

SUBJECT	ASSIGNMENT
MATHS	<p>Instructions to be followed:</p> <ul style="list-style-type: none">• Revision of numbers in the rough (square) notebook.• Always remember to leave a line while writing the numerals.• According to the weather, the child has to draw the following on top of the date towards the left margin. <p style="text-align: center;">sunny </p> <p style="text-align: center;">cloudy </p> <p style="text-align: center;">rainy </p> <ul style="list-style-type: none">• Write the C.W or H.W below the date.• The child has to write the numerals in the correct formation as shown in the notebook work. <p>NOTE: The parents have to make the child do the work in front of them following each instruction very seriously or else the work will be dirty and will not be as expected. Please let the child complete the work on their own. Parents are requested to supervise their work and help in explaining wherever required but please do not write for them.</p>

DAY 1

PAGE NO. 149

TO BE DONE

IN THE TEXT BOOK




DAY 2

PAGE NO. 150

TO BE DONE

IN THE TEXT BOOK



DAY 3

PAGE NO. 151



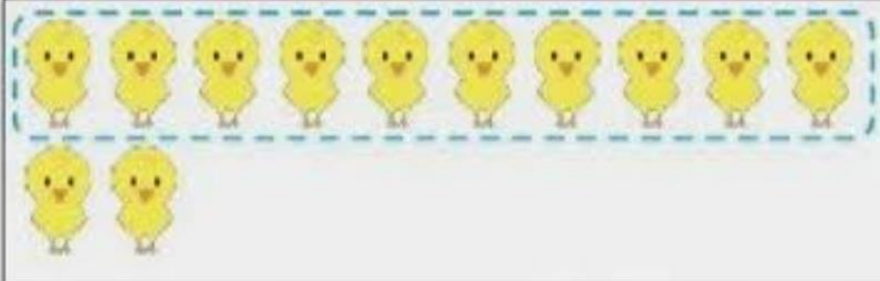
TO BE DONE

IN THE TEXT BOOK



COUNT AND WRITE

12



BACKWARD COUNTING (20 TO 1)



COUNT AND MATCH WITH THE CORRECT NUMBER



4



1



2



3




5

COLOUR ACCORDING TO THE GIVEN INSTRUCTIONS

1 - red
2 - green
3 - black
4 - yellow

5 - pink
6 - orange
7 - purple
8 - blue










9 - white
10 - brown



FILL IN THE MISSING NUMBERS



COUNT AND CIRCLE THE CORRECT NUMBER

	4 7 2 6
	10 8 5 9
	6 9 8 7
	4 3 6 5
	8 6 7 9
	4 7 5 6
	2 1 3 4
	1 2 3 4
	2 3 1 4

SPOT THE SHAPE AND COLOUR



green




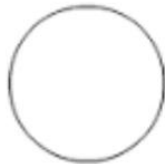

blue



red



yellow





KERALA PUBLIC SCHOOL
ACADEMIC YEAR 2020-21
HOME ASSIGNMENT

CLASS : L.K.G

SUBJECT – GENERAL AWARENESS

INSTRUCTIONS: - * Parents please help your child to revise the following topic orally.
* Kindly ensure that your child answers in full sentences.



mpt-4 Birthday Celebration Scene Picture Talk (3 feet x 2 feet)

*** My parents celebrate my birthday with great joy and excitement.**

*** They invite all my friends and relatives on my special day.**

Let us see how I celebrated " MY BIRTHDAY PARTY".

My friends came for my birthday party.



We like to play games and have fun.



We also wear party hats and blow horns.



I cut the cake and blow the candles out.



We eat cake and ice-cream.



We enjoy ourselves.



Q1. When is your birthday?

Ans. My birthday is on _____.

Q2. What do you sing when the cake is cut?

Ans. We sing "Happy Birthday" when the cake is cut.

EXERCISE :-

Birthday Word Mat



The word mat features 12 illustrations arranged in a 3x4 grid. Each illustration is accompanied by a label in lowercase letters. The illustrations include: a bunch of colorful balloons, a chocolate cake with candles, two birthday cards (one yellow, one blue), a stack of wrapped presents, a group of people celebrating, a group of children playing board games, a wire basket filled with various food items, a stack of wrapped gifts, a collection of different drinks (bottles and a glass), a red circular gift tag with a gift icon, and a birthday invitation card with balloons.

balloons cake cards presents

celebrate games food

gifts drinks gift tags invitations

 www.twinkl.com



✕ Birthday party

- | | |
|--------------|------------|
| 1. balloons | 2. card |
| 3. cake | 4. candles |
| 5. hat | 6. present |
| 7. ice-cream | 8. friends |



iSLCollective.com



My birthday is

_____.

I am _____ years old.

This is my birthday cake!



iSLCollective.com

AT THE ZOO.





QUESTIONS :-

Q.1 What do you see at the zoo?

Ans. We see different animals, birds and reptiles at the zoo.




Q.2 In what are animals and birds kept in the zoo?

Ans. Animals and birds are kept in cages in the zoo.



Q.3 Why must we not go too close to the cages?




Ans. We must not go too close to the cages because the animals may attack us.



Kerala Public School

English Assignment

Date :- 3.12.2020 - 17.12.2020

SUBJECT	ASSIGNMENT
ENGLISH	<p data-bbox="496 595 890 629">Instruction to be followed:-</p> <ul data-bbox="539 656 1318 853" style="list-style-type: none">• Revision of ALPHABETS : ' .• Remember to leave space when writing the alphabets.• According to the weather, let the child draw the following on top of the date toward the left margin. <p data-bbox="587 909 703 943">SUNNY</p>  <p data-bbox="587 1055 727 1088">CLOUDY</p>  <p data-bbox="587 1155 699 1189">RAINY</p>  <ul data-bbox="539 1346 1302 1458" style="list-style-type: none">• Write C.W or H.W below the date.• The child has to write the alphabets in the correct pattern as taught in the class. <p data-bbox="496 1525 1286 1715">NOTE:-Parent, please make the child write in front of you so that each instruction given can be followed to avoid untidy and shabby work. The child is expected to write on his / her own. Parents can supervise the work and give the necessary instruction.</p>


Day 1

**Complete pg nos.
155, 156 in your English
book 2.**

Day 2

**Complete pg nos.
157, 158 in your English
book 2.**

Day 3



Day 4


Colour the pictures that begin with
sound 'v'



Day 5

**Complete pg nos
159,160 in your English
book 2.**

Day 6







Day 7

**Complete pg nos
160,161 in your English
book 2.**

Day 8

Colour the pictures that begin with sound 'z'.

Page No. _____
Date: _____



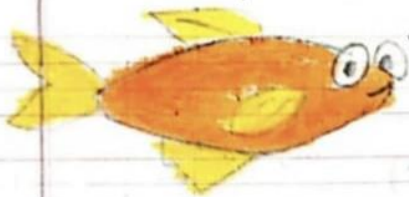
Day 9

**Complete pg nos
162, 163 in your English
book 2.**

Day 10

Circle the first sound of each picture :-


1) [f y w]



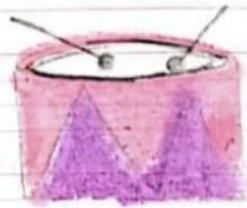
2) [l x r]



3) [c a s]



4) [m d r]



5) [u b v]



6) [n k a]



Day 11

**Complete pg nos.
164, 165 in your English
book 2.**

Day 12











Match the capital letters with the small letters :-

 Sun	S	<input type="radio"/>	<input type="radio"/>	Z
 Tap	T	<input type="radio"/>	<input type="radio"/>	w
 Umbrella	U	<input type="radio"/>	<input type="radio"/>	t
 Van	V	<input type="radio"/>	<input type="radio"/>	v
 Worm	W	<input type="radio"/>	<input type="radio"/>	S
 X-mas	X	<input type="radio"/>	<input type="radio"/>	x
 Yak	Y	<input type="radio"/>	<input type="radio"/>	u
 Zebra	Z	<input type="radio"/>	<input type="radio"/>	y

Day 13

Date _____
Page _____











Fill in the blanks with
 This / That

- 1)  _____ is a fish.
- 2) _____ is a bee. 
- 3)  _____ is a cat.
- 4) _____ is a flower. 
- 5) _____ is a cup. 
- 6)  _____ is an elephant.
- 7)  _____ is a cake.
- 8) _____ is an ice-cream. 
- 9)  _____ is a duck.
- 10) _____ is a house. 

Day 14

Date _____
Page _____

Fill in the blanks with
This / That

- 1) _____ is an eagle. 
- 2)  _____ is an axe.
- 3) _____ is a monkey. 
- 4)  _____ is an umbrella.
- 5) _____ is a whale. 
- 6)  _____ is a balloon.
- 7) _____ is a drum. 
- 8)  _____ is a lamp.
- 9) _____ is an orange. 
- 10)  _____ is a car.

Day 15

Words for dictation :-

sap

hug

nap

pug

fun

cob

run

sob

cat

pet

sat

wet

rag

fell

wag

well

wed

lip

sip

fed

Dr. Rachana Nair

Director Academics