

KERALA PUBLIC SCHOOLS
ACADEMIC YEAR (2020-21)
HOME ASSIGNMENT



CLASS :UKG

DATE:13.12.2020 to 27.12.2020

SUBJECT	ASSIGNMENT
ENGLISH	<p>Instructions to be followed:</p> <ul style="list-style-type: none">• Work to be done in the English note book.• .Please ensure that your child says and write.• Your child has to know the sound of the each letter. Jolly Phonics- the sounds of the letters should be thorough. We hope you have downloaded the app in your phone and the child is listening to it frequently. The child should orally be able to tell the initial letter based on the sound made. Do lot of oral drilling on this.• According to the weather the child has to draw sunny , cloudy or rainy on top of the date towards the left margin as shown in the picture sent.• Begin with the date on the left margin as written in the picture sent.• Write the C.W. or H.W. below the date written.• The child has to write exactly the way it is written in the work shown in the picture sent, in correct formation .• As we all know drawing needs a lot of practice hence the parents are requested to help their child to learn to draw pictures. <p>Note: The parent has to make the child do the work in front of them following each instruction very seriously or else the work will be dirty and will not be as expected. Please let the child complete the work on their own. Parents are requested to supervise their work and help in explaining whatever required but please don't write for them.</p>

Phonic pupil book 2

Page no-(30-31) Tricky words to be done in the text book.

Page no- (34-35) **ie** and **y** sounds to be done in the text book.

My English Reader Book

Opposites – Page no- 138 (up – lost)

Notebook work

Day 1

c.w

Opposites

up x down

long x short

come x go

catch x throw

sad x happy

black x white

lost x found



Day 2

c.w

Say and Write

three

teeth

tree

leaf

feet

sheep

Day 3
c.w

Say and Write

sea!

bee

sea

Day 4
c.w

Say and Write



tie

pie

lie

Day 5
c.w

Say and Write

tried

cries

die

shy



sky

try


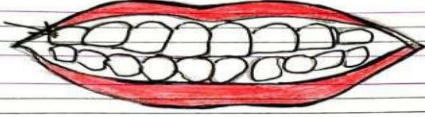
fly

my

Day 6 Write the correct word under each picture.
c.w


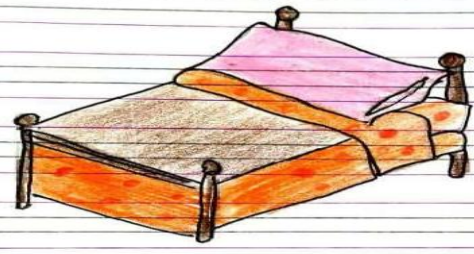


Day 6
c.w




Day 7 look at the pictures and choose a/b/or/d/

c.w sound:-



— e —


— og



— at

cra —


Day 7
c.w






— ook





te — y



ra — — it

SUBJECT	ASSIGNMENT
MATHS	<p>Instructions to be followed:</p> <ul style="list-style-type: none">• Children have to say 1-100 orally.• Children should be able to write and recognize numbers 1-100• Always remember to leave a line while writing the numerals. <p>• According to the weather the child has to draw sunny , cloudy  or rainy  on top of the date towards the left margin as shown in the picture sent.</p> <ul style="list-style-type: none">• Begin with the date on the left margin as written in the picture sent.• Write the C.W. or H.W. below the date written.• The child has to write in the correct formation as shown in the notebook work <p>Note: The parent has to make the child do the work in front of them following each instruction very seriously or else the work will be dirty and will not be as expected. Please let the child complete the work on their own. Parents are requested to supervise their work and help in explaining whatever required but please don't write for them.</p> <p>Page numbers: 117,126,127,128,129,131,132,133,135,136 (to be done in the Maths text book.)</p> <p>Notebook work</p>



48 -

49 -

50 -

Write number names (51 - 60)

5 1 -

5 2 -

5 3 -

5 4 -

5 5 -

5 6 -

5 7 -

5 8 -

5 9 -

6 0 -

Day 4 Write the number that comes just after in the box.

T O	T O	T O	T O
5 5	6 0	2 7	1 8

T O	T O	T O	T O
3 3	1 9	1 0	3 9

T O	T O	T O	T O
2 7	4 0	5 9	4 8

Day 5 Write the number that comes just before in the box.

T O	T O	T O
2 3	4 0	5 3

T O	T O	T O
1 6	3 9	2 9

T O	T O	T O
4 8	1 1	6 0

Day 6

Write the number that comes just between in the box.

T	o	T	o	T	o
2	4	4	0	1	8
2	6	4	2	2	0

T	o	T	o	T	o
4	9	3	3	5	5
5	1	3	5	5	7

Day 7

Fill in the blanks with related number names:-

33 - t r t y t h e

27 - t w y s n

60 - s x y

11 - e l n

59 - f f n e

43 - f t t e

Day 8

1. Skip counting by 2's

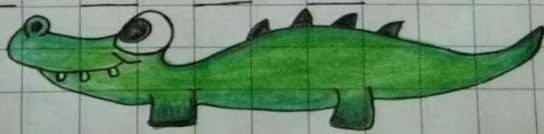
8 _____ 18

2. Skip counting by 5's

5 _____ 20 _____

3. Skip counting by 10's

10 _____



Day 9

Subtraction (single digit)

$$\begin{array}{r} 7 \\ - 4 \\ \hline \square \end{array}$$

$$\begin{array}{r} 8 \\ - 7 \\ \hline \square \end{array}$$

$$\begin{array}{r} 3 \\ - 2 \\ \hline \square \end{array}$$

$$\begin{array}{r} 5 \\ - 4 \\ \hline \square \end{array}$$

$$\begin{array}{r} 9 \\ - 6 \\ \hline \square \end{array}$$

$$\begin{array}{r} 4 \\ - 0 \\ \hline \square \end{array}$$

Subtract by
drawing and
cutting objects



Day 10

Subtraction (double digit)

$$\begin{array}{r} 27 \\ - 13 \\ \hline \end{array}$$

$$\begin{array}{r} 43 \\ - 01 \\ \hline \end{array}$$

$$\begin{array}{r} 98 \\ - 76 \\ \hline \end{array}$$

$$\begin{array}{r} 99 \\ - 85 \\ \hline \end{array}$$

$$\begin{array}{r} 66 \\ - 42 \\ \hline \end{array}$$


$$\begin{array}{r} 83 \\ - 71 \\ \hline \end{array}$$

Subtract by drawing
and cutting objects




Day 11

Subtraction on number line.



$$6 - 3 = \square$$

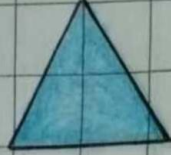


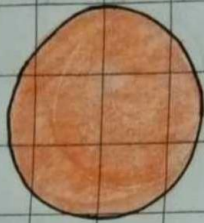
$$9 - 5 = \square$$



Day 12

Write the names of the shapes:

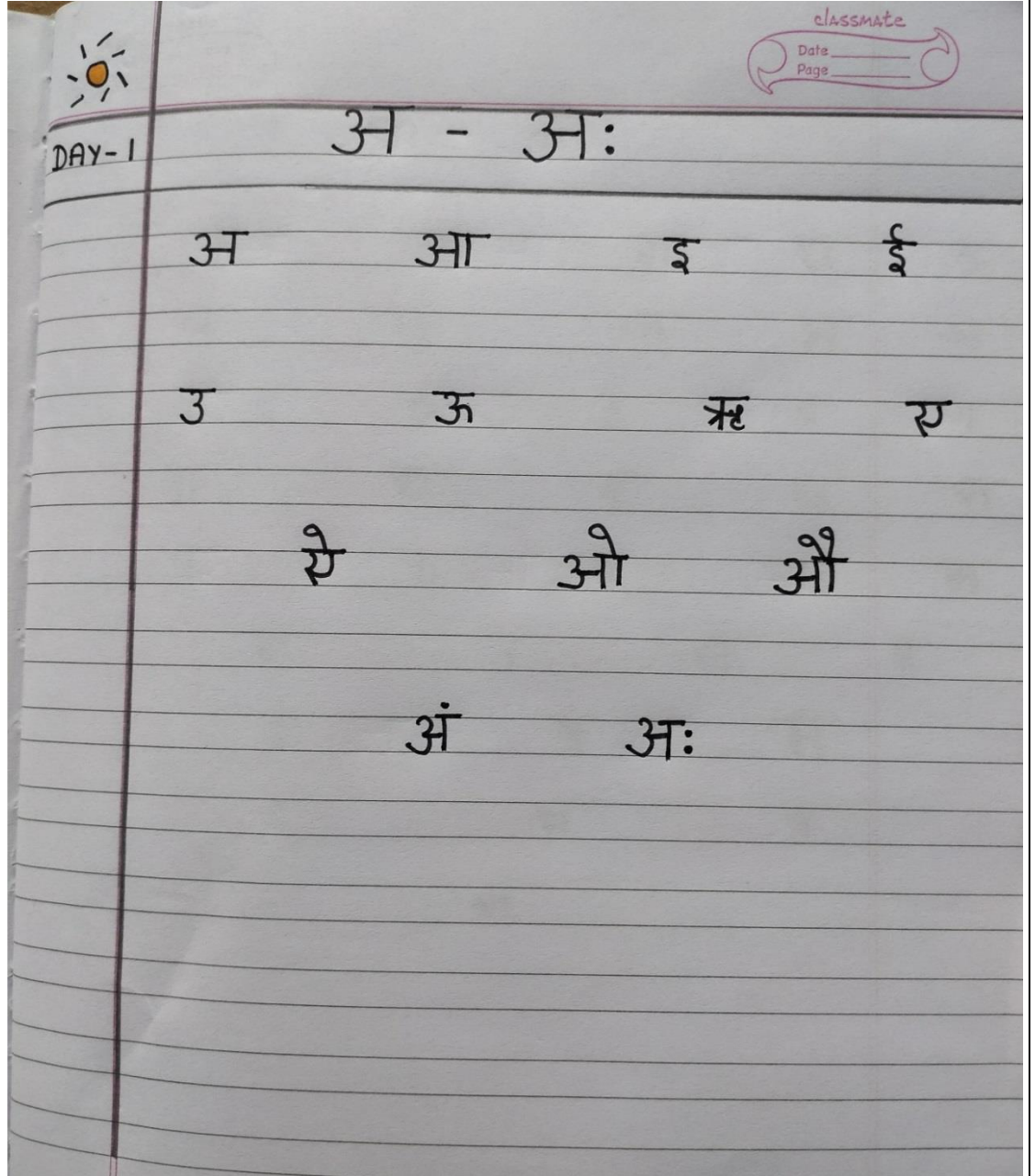








HINDI ASSIGNMENT
STD - UKG





DAY-2

क - झ

classmate
Date _____
Page _____

क ख ग घ ङ
च छ ज झ ञ
ट ठ ड ढ ण
त थ द ध न
प फ ब भ म
य र ल व
श ष स
ह क्ष ञ
झ



DAY-3

classmate

Date

Page

सही अक्षरों को गोल करें।

ण ण प ण ष ण

ड ड ड ड ड ड

झ ज झ ज झ झ

रै र रै रै र रै

ऊ उ ऊ उ ऊ ऊ

DAY-4 रिक्त स्थानों को भरकर शब्द बनाओ

कमल

सरकस

नमक

अजगर

बटन

भवन

ईधर

महल

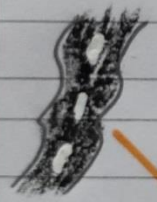
कलम

रैनक



DAY-5 मिलान करें।

चूँक




बटन

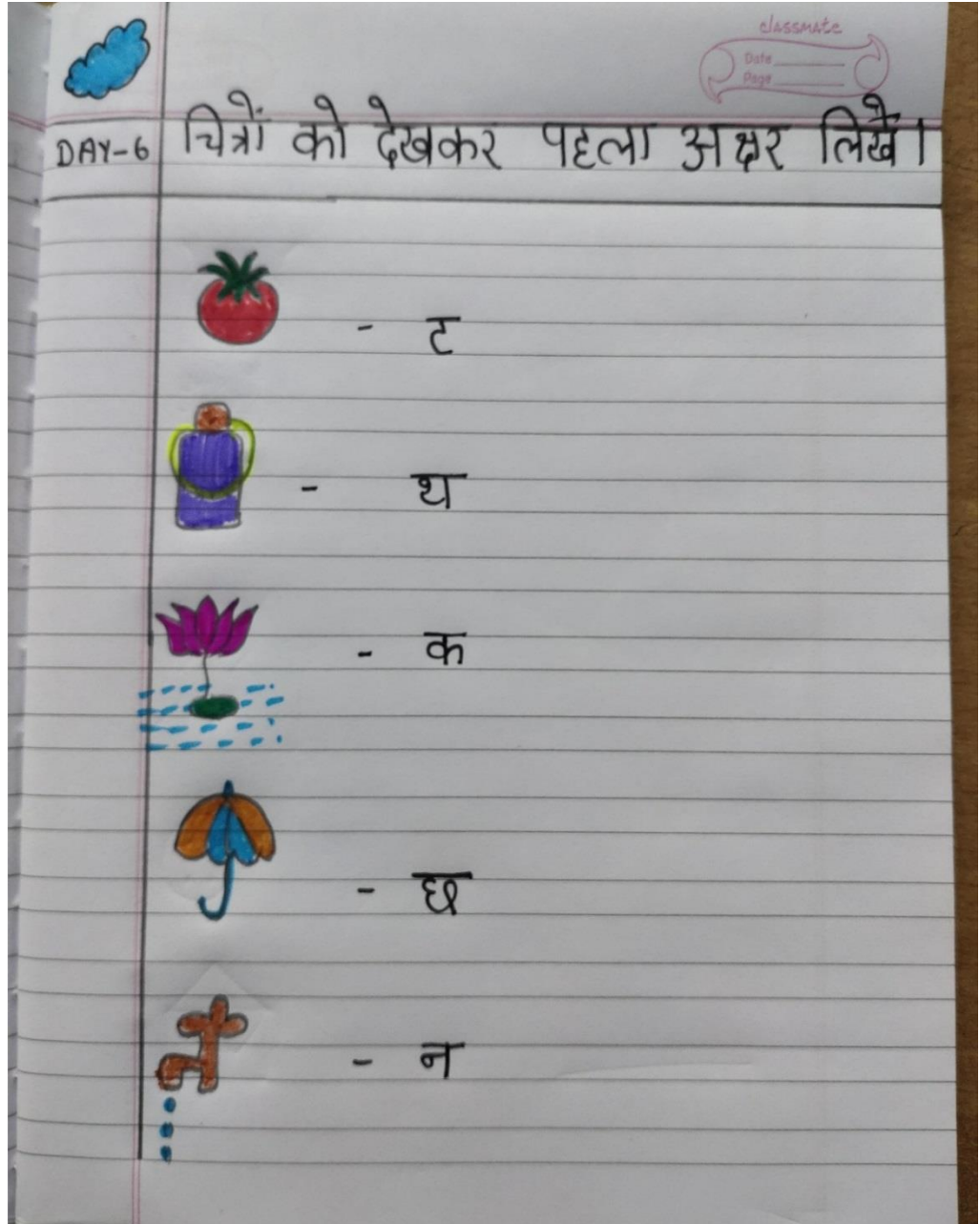
खत

शलगम

रैनक

सड़क





**BOOK WORK DETAIL-
PAGE NO- 94 -110**

G.A. ORALS

Instructions to be followed:

- Make your child **learn** the following topics .
- Do not make them write .
- Do lot of oral drilling .
- **Learn from the following Page numbers given.**

Ch- 32 Actions (Page no-35)

Ch-33 My Birthday Party (Page no-36)

Ch-34 At the Beach (Page no-37)

Ch-35 At the Railway Station (Page no-38)

Ch-36 At the Hospital (Page no-39)

