













KERALA PUBLIC SCHOOLS
ACADEMIC YEAR 2020-21
HOME ASSIGNMENT



CLASS : I
DATE: 05.12.2020 to 20.12.2020

| SUBJECT | ASSIGNMENT | | | | | | | | |
|---|---|---|--|---|--|---|--|---|--|
| MATHS | <p style="text-align: center;"><u>CHAPTER 12: DATA HANDLING</u></p> <p>Work to be done in the text book Page number: 157, 158, 159 Page no. 159 and 160: Test Zone and Mental Maths</p> <p><u>Extra work to be done in notebook:</u> Seema cleaned her study table and made a chart of items which she found on the table. Use the chart to answer the following questions:-</p> <table border="1" style="margin: 10px auto; border-collapse: collapse;"> <tbody> <tr> <td style="text-align: center;"></td> <td style="text-align: center;"> </td> </tr> <tr> <td style="text-align: center;"></td> <td style="text-align: center;"> </td> </tr> <tr> <td style="text-align: center;"></td> <td style="text-align: center;"> </td> </tr> <tr> <td style="text-align: center;"></td> <td style="text-align: center;"> </td> </tr> </tbody> </table> <ol style="list-style-type: none"> 1. How many pencils are there? 2. How many scissors are there? 3. Which item is the most? 4. Which item is the least? |  | |  | |  | |  | |
|  | | | | | | | | | |
|  | | | | | | | | | |
|  | | | | | | | | | |
|  | | | | | | | | | |

| | | | | | | | | | | | | | | | | | | | | | |
|----------------|---|---------|-----------|---------|-------|--------|-------|---------------------|------|-----------|---------|-------|--------|-------|---------|--------|-------|---------|---------|------|--------|
| SCIENCE | <p><u>Ch. 13 – Weather</u></p> <p><u>SUBJECT – SCIENCE</u></p> <p><u>Read the chapter thoroughly:</u> <u>Learn the words mentioned below:</u></p> <table border="1" style="margin: 10px auto; border-collapse: collapse; text-align: center;"> <tbody> <tr> <td>weather</td> <td>brightly</td> <td>woollen</td> <td>carry</td> <td>summer</td> </tr> <tr> <td>sunny</td> <td>light – coloured</td> <td>warm</td> <td>umbrellas</td> <td>monsoon</td> </tr> <tr> <td>rainy</td> <td>cotton</td> <td>snows</td> <td>protect</td> <td>autumn</td> </tr> <tr> <td>windy</td> <td>clothes</td> <td>heavily</td> <td>wind</td> <td>spring</td> </tr> </tbody> </table> | weather | brightly | woollen | carry | summer | sunny | light – coloured | warm | umbrellas | monsoon | rainy | cotton | snows | protect | autumn | windy | clothes | heavily | wind | spring |
| weather | brightly | woollen | carry | summer | | | | | | | | | | | | | | | | | |
| sunny | light – coloured | warm | umbrellas | monsoon | | | | | | | | | | | | | | | | | |
| rainy | cotton | snows | protect | autumn | | | | | | | | | | | | | | | | | |
| windy | clothes | heavily | wind | spring | | | | | | | | | | | | | | | | | |

shines

bodies

raincoats

strong

winter

seasons

Let's Remember: (Page No. 112)

Match the following:

- | | |
|---------------------------|-------------------|
| 1. We use a raincoat | a. on a windy day |
| 2. We wear cotton clothes | b. on a rainy day |
| 3. Wind blows very hard | c. on a hot day |

| | | |
|---|---|---|
| 1 | 2 | 3 |
| b | c | a |

LET'S UNDERSTAND (Page No. 113)

I. Objective type questions:

A. Fill in the Blanks:






1. We wear cotton clothes on hot days.
2. It is very cold in places, which get snowfall.
3. A strong wind can blow things away.
4. There are five seasons.
5. It rains heavily for many days in the monsoon.

B. Write T for the True and F for the False statement:

- | | |
|---|----------|
| 1. Weather keeps changing. | T |
| 2. We wear cotton clothes during cold days. | F |
| 3. We wear warm clothes in summer. | F |
| 4. We carry umbrellas on rainy days. | T |
| 5. It is very cold during summer season. | F |

C. Choose the correct option:

1. Which of the following do we wear to stay dry on a rainy day?
a. cotton clothes b. woollen clothes
c. **rain coat** d. all of these
2. What do people not like to do on cold days?
a. eat warm food b. wear woollen clothes

| | Summer | Monsoon | Winter |
|--|---|---------|--------|
| | | | |
| | अं की मात्रा (पुनरावृत्ति) १. पृष्ठ संख्या ६९ को बोलकर पढ़ें । २. लिखो: पृष्ठ ६९ में दिए गए कार्य को अपने पाठ्य पुस्तक में लिखें । ३. नीचे दिए गए कार्य को अपने उत्तर पुस्तिका में करें । क. अं की मात्रा वाले शब्दों को देखकर दो दो बार लिखें । पंख कंस संग भंग कंगन कंचन अंगूर पलंग शंकर जंगल ख. चित्रों को पहचान कर शब्दों को पूरा करें । <div style="display: flex; justify-content: space-between; align-items: center; margin-top: 20px;"> <div style="text-align: center;">      </div> <div style="text-align: center;"> <p>हंस</p> <p>रग</p> <p>शख</p> <p>पखा</p> <p>झडा</p> </div> </div> | | |



घंटी

बंदर

अंगूर

संतरा

पतंग

घ. सुलेख (उत्तर पुस्तिका एवं पुस्तक में लिखें।

उमंग सारंगी बजा।

बजरंग पतंग उड़ा

४. ३० से ४० तक की गिनती को हिन्दी के अंकों में लिखें।

३१

३६

३२

३७

३३

३८

३४

३९

३५

४०

५. खाली जगहों को भरें।

३१ _ ३३, ३४ _ ३६,

३८ _ ४०, ३७ _ ३९

६.मिलान करें।

अंग्रेजी अंक

हिन्दी अंक

36

३६

32

३८

40

३२

38

३४

34

४०

ENGLISH

Std 1

ENGLISH LANGUAGE

Topic - Ch 9 – Question Words

I. Complete these questions with the correct question words:-

1. _____ do you live? (Where / What)
2. _____ do you want to eat for lunch? (Who / What)
3. _____ dances well? (Who / Where)
4. _____ are you going after school? (Where / Who)
5. _____ are you doing? (Who / What)
6. _____ is that boy? (What / Who)
7. _____ is your bag? (Where / Who)

II. Re-arrange these words to make complete question. Add a question mark at the end of each question.

1. the toy / Who / broke
2. is in / the purse / What
3. does a / Where / bird live
4. planning / What / are you
5. notebook / is the / Where
6. is in / the garden / Who
7. is your / Where / painting

- **Composition Topic – “ GRANDPARENTS”**

Note - The above exercises to be done in English note book.

Work to be done in the Grammarland book.

Comprehension 2 - (Complete page nos. 90 & 91 in the Grammarland book)

Chapter 9 :Question Words (Complete page nos. 57-61 in the Grammarland book).

ENGLISH LITERATURE :

Ch : 8 – The Magic Cave

Activity : Simi and Raj find a box.They found many objects in it.Write one line about each object in the box.(Refer Page 113 of English Access book) (To be done in English Access book)

- **Word Bank :**

- | | |
|-----------|----------------|
| 1.Raj | 6. mountain |
| 2.Simi | 7. nothing |
| 3.little | 8. board |
| 4.cottage | 9. friends |
| 5.walking | 10. chocolates |

- **Antonyms / Opposites :**

- | | |
|-------------------------|-----------------|
| 1. pretty x ugly | 6. open x close |
| 2. little x big | 7. in x out |
| 3. behind x in front of | 8. go x come |
| 4. day x night | 9. play x work |
| 5. more x less | 10. up x down |

- **Fill in the blanks :**

1. Raj and Simi were walking over the hills.
2. The big door was in the mountain.
3. Raj and Simi did not know any more magic words..
4. The children had the best party ever.
5. The two magic words were Please and Thank you.

- **True / False :-**

1. The magic cave was behind the window. False
2. Raj and Simi read the sign . True
3. One of the magic word was Sorry. False
4. Abracadabra was one of the magic word guessed by Raj and Simi .True
5. The cave was full of books . False

• **One Word Answer :-**

1. "Do you know any more magic words?" To whom did Raj ask this question?

Ans : Simi

2. To whom did Raj and Simi request to open the door?

Ans : Cave

3. What did Raj and Simi find inside the cave other than chocolates?

Ans : Toys

4. With whom did Raj and Simi decide to share the chocolates and toys ?

Ans : Friends

5. What are the two magic words that Raj and Simi learn?

Ans- Please and Thank you.

• **Questions / Answers :-**

1. Where do Raj and Simi live?

Ans : Raj and Simi lived in a pretty little cottage in the hills.

2. What do Raj and Simi see in the mountain ?

Ans : Raj and Simi saw a big door in the mountain.

3. What magic words do Raj and Simi try?

Ans-Raj and Simi tried the magic words 'Abracadabra', 'Tan-ta-ra' and 'Open sesame'.

4. What happens when the children say 'please'?

Ans : When the children said please , the big door opened .

5. What is the other magic word ?

Ans : The other magic word was 'Thank you'.

6. What do Raj and Simi find inside the cave?

Ans : Raj and Simi found many toys and chocolates inside the cave.

• **Make Sentences :-**

1. big
2. friends
3. toys
4. door
5. chocolates

• **Jumbled Words :-**

1. rttjep - pretty
2. agcim - magic
3. tshgil - lights
4. ottgeca -cottage
5. arytp – party

• **Rhyming Words :-**

1. hill - bill , fill.
2. door - poor , floor.
3. see - bee , fee.
4. cave - save , wave.
5. play - clay , slay.
6. fun - bun , gun.

Note - The above exercises to be done in the English note book .


DRAWING

Std. - 1

Topic -CUPCAKE

Work to be done : **Complete page 29**

as per instruction given in your drawing book.



Dr. Rachana Nair
Director Academics