

KERALA PUBLIC SCHOOLS
ACADEMIC YEAR 2020-21
HOME ASSIGNMENT



CLASS : I
DATE : 1.08.2021 to 15.08.2021

SUBJECT	ASSIGNMENT																						
MATHS	<p>➤ Chapter 6- Subtraction up to 100</p> <p><u>Work to be done in the text book</u> Page numbers- 98, 99, 101 & 102</p> <p><u>Work to be done in the notebook</u> Page numbers- 100, 103, and 104 (solve the story sums.)</p> <p><u>Extra questions to be done in the notebook</u></p> <table style="width: 100%; text-align: center; border-collapse: collapse;"> <tr> <td style="border-bottom: 1px solid black;"> $\begin{array}{r} T O \\ 37 \\ - 6 \\ \hline \end{array}$ </td> <td style="border-bottom: 1px solid black;"> $\begin{array}{r} T O \\ 52 \\ - 2 \\ \hline \end{array}$ </td> <td style="border-bottom: 1px solid black;"> $\begin{array}{r} T O \\ 75 \\ - 5 \\ \hline \end{array}$ </td> <td style="border-bottom: 1px solid black;"> $\begin{array}{r} T O \\ 89 \\ - 9 \\ \hline \end{array}$ </td> </tr> <tr> <td style="border-bottom: 1px solid black;"> $\begin{array}{r} T O \\ 29 \\ - 17 \\ \hline \end{array}$ </td> <td style="border-bottom: 1px solid black;"> $\begin{array}{r} T O \\ 35 \\ - 20 \\ \hline \end{array}$ </td> <td style="border-bottom: 1px solid black;"> $\begin{array}{r} T O \\ 88 \\ - 44 \\ \hline \end{array}$ </td> <td style="border-bottom: 1px solid black;"> $\begin{array}{r} T O \\ 99 \\ - 33 \\ \hline \end{array}$ </td> </tr> </table> <p>Arrange and subtract: a) 94-59 b) 46-28 c) 82-45 d) 23-15</p> <p>Story Sums: a) There are 49 red and yellow flowers. How many yellow flowers are there if number of red flowers is 17?</p> <p>➤ Activity to be done in the notebook In Lab Activity given in page number 104 in the textbook- using image of dice to be done for understanding subtraction of 2-digit numbers.</p>	$\begin{array}{r} T O \\ 37 \\ - 6 \\ \hline \end{array}$	$\begin{array}{r} T O \\ 52 \\ - 2 \\ \hline \end{array}$	$\begin{array}{r} T O \\ 75 \\ - 5 \\ \hline \end{array}$	$\begin{array}{r} T O \\ 89 \\ - 9 \\ \hline \end{array}$	$\begin{array}{r} T O \\ 29 \\ - 17 \\ \hline \end{array}$	$\begin{array}{r} T O \\ 35 \\ - 20 \\ \hline \end{array}$	$\begin{array}{r} T O \\ 88 \\ - 44 \\ \hline \end{array}$	$\begin{array}{r} T O \\ 99 \\ - 33 \\ \hline \end{array}$														
$\begin{array}{r} T O \\ 37 \\ - 6 \\ \hline \end{array}$	$\begin{array}{r} T O \\ 52 \\ - 2 \\ \hline \end{array}$	$\begin{array}{r} T O \\ 75 \\ - 5 \\ \hline \end{array}$	$\begin{array}{r} T O \\ 89 \\ - 9 \\ \hline \end{array}$																				
$\begin{array}{r} T O \\ 29 \\ - 17 \\ \hline \end{array}$	$\begin{array}{r} T O \\ 35 \\ - 20 \\ \hline \end{array}$	$\begin{array}{r} T O \\ 88 \\ - 44 \\ \hline \end{array}$	$\begin{array}{r} T O \\ 99 \\ - 33 \\ \hline \end{array}$																				
SCIENCE	<p>Chapter 6- Food and shelter for animals Read the chapter thoroughly: <u>WORD BANK:</u></p> <table border="1" style="width: 100%; text-align: center; border-collapse: collapse;"> <tr> <td style="width: 25%;">animals</td> <td style="width: 25%;">flesh</td> <td style="width: 25%;">homes</td> <td style="width: 25%;">twigs</td> </tr> <tr> <td>shelter</td> <td>forest</td> <td>burrow</td> <td>stable</td> </tr> <tr> <td>squirrels</td> <td>rhinoceroses</td> <td>beehive</td> <td>shed</td> </tr> <tr> <td>hoopoe</td> <td>hollow</td> <td>nests</td> <td>aquarium</td> </tr> <tr> <td>woodpecker</td> <td>caves</td> <td>straw</td> <td>kennel</td> </tr> </table> <p>Let's Remember (Pg no: 55) (To be done in the textbook) I. Match the columns:</p> <table style="width: 100%;"> <tr> <td style="width: 50%;"> Column A 1. Cow 2. Hen 3. Lizard 4. Tiger 5. Bear </td> <td style="width: 50%;"> Column B a. seeds b. flesh of other animals c. grass d. both plants and animals e. insects </td> </tr> </table>	animals	flesh	homes	twigs	shelter	forest	burrow	stable	squirrels	rhinoceroses	beehive	shed	hoopoe	hollow	nests	aquarium	woodpecker	caves	straw	kennel	Column A 1. Cow 2. Hen 3. Lizard 4. Tiger 5. Bear	Column B a. seeds b. flesh of other animals c. grass d. both plants and animals e. insects
animals	flesh	homes	twigs																				
shelter	forest	burrow	stable																				
squirrels	rhinoceroses	beehive	shed																				
hoopoe	hollow	nests	aquarium																				
woodpecker	caves	straw	kennel																				
Column A 1. Cow 2. Hen 3. Lizard 4. Tiger 5. Bear	Column B a. seeds b. flesh of other animals c. grass d. both plants and animals e. insects																						

1	2	3	4	5
c	a	e	b	d

Let's understand:-

I. Objective type Questions.

A. Fill in the blanks with the correct words:

1. A **cow** (squirrel / cow) eats grass.
2. A **forest** (forest / cave) is a large area covered with mainly trees and plants.
3. **Bees** (Bees / Birds) make hives to live in.
4. Birds make **ests** (burrows / nests) to **lay eggs** (lay eggs / eat food).
5. At home, we keep fish in an **aquarium** (shed / aquarium).

B. Write T for the True and F for the False statements.

1. Animals eat same kind of food. **F**
2. Lions and tigers eat insects and worms. **F**
3. A dog lives in a shed. **F**
4. Horses are kept in a stables. **T**
5. A rabbit lives in a cave. **F**

C. Choose the correct option.

1. Which of these animals eat insects?
Ans: **d. Both a and b**
2. Which of these animals eat seeds?
Ans: **b. Hens and squirrels**
3. Which of these animals eat plants and flesh of other animals?
Ans: **a. Bear and crow**
4. Where do we find bats and bears?
Ans: **a. In caves**
5. Which of these do birds use to make nests?
Ans: **d. Both b and c**

II. Very short answers type questions:

Write one word for the following:

1. A large area covered mainly with trees and small plants. **Forest**
2. A rabbit makes this to live. **Burrow**
3. Horses are kept in this. **Stable**
4. A home that bees make to live. **Beehive**

III. Answer the following questions:

1. Name two animals that eat plants as well as flesh of other animals.
Ans. The two animals that eat plants as well as flesh of other animals are Crows and Bears.
2. Why do birds make nest?
Ans. Birds make nest to lay eggs.
3. What do birds use to make their nests?
Ans. Birds use straw, twigs, leaves and cotton to make nests.
4. Write names of four animals that we keep and their homes?
Ans. The four animals that we keep and their homes are
a. Horse – stable
b. Cows – shed

- c. Dog – kennel
d. Fish - aquarium

NOTE:- ALL THE ABOVE EXERCISES TO BE DONE IN THE SCIENCE NOTEBOOK.

ACTIVITY:- (To be done in the notebook)

Collect pictures of ten animals and then paste them and write their names under the headings: Plant – eating animals, Flesh – eating animals, and Animals that eat both plants as well as flesh of animals.

HINDI LANGUAGE

पाठ - 'ई' की मात्रा ।

आवश्यक निर्देश :-

1. सभी कार्य हिन्दी नोट बुक में साफ एवं सुन्दर लिखावट में लिखें ।
2. प्रत्येक पृष्ठ में मार्जिन खींचें एवं पाठ के आरंभ में पाठ का नाम लिखकर रेखांकित करें ।
3. वर्णमाला में स्वर का चौथा स्थान 'ई' का है । यह व्यंजन के दाहिने तरफ लगता है ।

पेज संख्या 61 बोल-बोल कर पढ़ें तथा सुन्दर अक्षरों में 'ई' की मात्रा वाले शब्द को लिखें ।

चील	कील	घड़ी	साड़ी
मछली	हाथी	पपीता	महीना
जमीन	सीता	मीरा	साथी

'ई' की मात्रा लगाकर शब्द पूरा करें ।

फक_र	मह_ना	पस_ना	द_वाले
पप_ता	ज_भ	द_पक	रान_

HINDI

सही मिलान करें ।

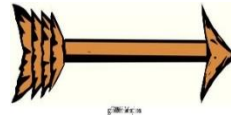
पपीता



दीपक




जीभ



कील



तीर



मछली



'ई' की मात्रा लगाकर खाली जगहों को भरें ।

सा_	हा_	रा_	_ल
र	घ	_पक	_वाले

अक्षरों को जोड़कर लिखें ।

ची+ल = -----

जी+भ= -----


शी+शा= -----

खी+रा= -----

म+शी+न=-----

म+ही+ना=-----

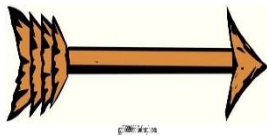
चित्र देखकर शब्द पूरा करें ।



म__ली



घ_____



ती_____



की_____



हा_____

पाठ- - उ की मात्रा वाले शब्द
वर्णमाला में उ स्वर का पांचवा स्थान होता है।
पेज न. - 62 उ की मात्रा वाले शब्दों बोल - बोल कर पढ़े।
नीचे लिखें शब्दों के बोल - बोल कर लिखें।

उ की मात्रा वाले शब्द

जुराब	चुहिया	जुकाम	दुकान
सुबह	कुसुम	कछुआ	मुकुट
सुनार	साबुन	मुकुल	मुनमुन

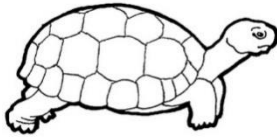
1. 'उ' की मात्रा लगाकर शब्द पूरा करें -

मन मन चन चन धन
सराही बल बल मधर
चप मख दख


II. चित्र के साथ सही मिलान करे .



साबुन



गुलाब



जुराब



कछुआ



सुराही

III. अक्षरों को जोड़कर लिखें ।

जु+रा +ब = -----	सु +गं + ध = -----
मु + कु +ट = -----	जु +कु +ट = -----
दु + कु + न = -----	मु + कु + ल = -----

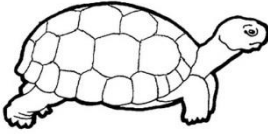
IV. चित्र देखकर शब्द पूरा करें -




___ राही



मु _____



कछु _____



चु _____

SUBJECT: ENGLISH LITERATURE

STD : I

ENGLISH

- Learn and write the poem- Crayon Poem(English Access Book) in your English Literature notebook
 - Draw a picture of the Rainbow
 - Word Bank
1. crayons
 2. scary

3. dinosaur
4. cheese
5. fleas
6. raindrops
7. windows
8. golden
9. silver
10. rainbow

• **Antonyms**

1. big x small
2. tall x short
3. more x less
4. scary x calming/soothing

Question/Answers

Q1. The following list shows the things the child wants to draw. What colour was given by him to these things in the poem. Complete the table-

dinosaur	purple
mouse	orange
cheese	yellow
dog	brown
fleas	black
house	blue
door	green
windows	white
raindrops	silver
sun	golden

Q2. Name the poet.

Ans. James Carter

Q3. What does the poet draw in purple?

Ans. A scary dinosaur

Q4. What colour is the door of the house?

Ans. The door of the house is green in colour.

Q5. What colour are the raindrops?

Ans. The raindrops are silver in colour.

Q6. How many colours are there in a rainbow? Write them in correct order.

Ans. There are seven colours in a rainbow. They are-

V- violet

I- indigo

B- blue

G- green

Y- yellow

O- orange

R- red

• **Rhyming words**

1. mouse- house, louse
2. cheese- bees, freeze
3. door- floor, snore
4. sun- bun, fun
5. dog- fog, log
6. like- bike, mike

• All the above work needs to be done in the English Literature notebook.

• **Activity- Pg. 123(English Access Book) to be done in the textbook.**

English Language

CHAPTER 4 : IS AND ARE

I. Complete the sentences with is or are.

- a. The walls at John's house _____ brown.
- b. The music _____ too loud.
- c. Pasta _____ my favourite food.
- d. Joe and Kevin _____ drinking milk.
- e. We _____ going to eat pancakes for breakfast.
- f. The moon _____ beautiful.
- g. The bread and knife _____ on the table.
- h. She _____ cooking dinner for her son.
- i. These baskets _____ red in colour.
- j. The couple _____ moving to Australia this evening.

II. Write these words in the correct order. Put a full stop at the end of each sentence.

- a. my / this / is / bike
- b. apples / are / there / basket / the / in
- c. is / Ria's / this / hat
- d. is / burger / mother / my / making
- e. resource / is / precious / our / water
- f. ricky / are / rimi / cousins / and
- g. garden / father / the / in / my / is
- h. porch / a / is / there / the / cat / on

NOTE: All the above exercises have to be done in the English Language notebook.

CHAPTER 5 : PRONOUNS

I. Circle the correct pronoun in these sentences.

II.

- a. My name is Robert. _____ am six years old. (I / He)
- b. My father is thirty years old. _____ goes to the office. (He / She)
- c. _____ am going to get some water. (I / me)
- d. _____ is an ancient castle. (I / It)
- e. Bella is a sweet girl. _____ helped me in my homework. (He / She)
- f. "Keep quiet, _____ are in the library." said the teacher to her students. (He / You)
- g. Ms. Rashi is a chef. _____ loves to cook food. (She / It)
- h. Don't drink the milk. _____ smells terrible.

II. Complete these sentences with the correct pronoun.

- a. I have a brother. _____ is ten years old.
- b. My mother works at home. _____ takes care of us.
- c. Mr. Yadav is a policeman. _____ catches thieves.
- d. The elephant is a wild animal. _____ lives in the jungle.
- e. Mom asked her son, "Are _____ going outside to play?"
- f. Ms. Sinha is a teacher. _____ teaches in Little Angels.
- g. Can _____ please give me a glass of water?
- h. _____ am going to play in the garden with my friends.
- I. My friend has a cat. _____ is white in colour.
- j. _____ am tired.

**NOTE: All the above exercises have to be done in the English Language notebook.
Activity- Page 54 has to be done in English Access book.**


**Comprehension 2 needs to be done in the textbook itself.
Creative writing- Write 10 lines on MY FAVOURITE FRUIT.**

Vegetables and fish

Work to be done : **Complete page 19 & 20**
as per instruction given in your drawing book.

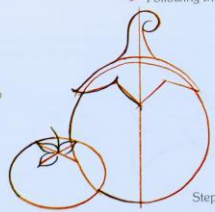

1 Vegetables keep us healthy.
Eat them regularly.
Trace the outline of the given
vegetables with black sketch pen
and colour them in their natural
colours using crayons.

Date _____
Name class section _____

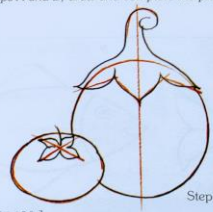


Following the steps A and B, draw and complete the picture of the vegetables with pencil yourself.

Let's Draw Vegetables



Step A




Step B

[1 / 20]

DRAWING



1 Fish is found in beautiful shapes and colours.
Trace the outline of the given fish with black
sketch pen and colour the picture with
coloured sketch pen and crayons.
You may fill the colours of your own choice.

Date _____
Name class section _____

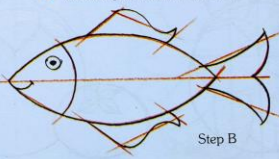


Following the steps A and B, draw and complete the picture of the fish with pencil yourself.

Let's Draw Fish



Step A



Step B

[1 / 19]