


CLASS : LKG

DATE : 6.09.2021 to 15.09.2021

SUBJECT	ASSIGNMENT
G.A	<p><b>INSTRUCTIONS :</b></p> <ul style="list-style-type: none"><li>• The children should be aware about :<ol style="list-style-type: none"><li>I. Birds</li><li>II. Flowers</li></ol></li><li>• Kindly ensure that your child is able to answer in a full sentence.</li><li>• <b>Activity</b><ol style="list-style-type: none"><li>1. Children will make a palm painting peacock with paint and use black bindi (for eye) Materials required : Paint, bindi ( scrapbook)</li><li>2. Children will make a flower with the help of ear buds and tea leaves. Materials required : Ear buds, fevicol, tea leaves (scrapbook)</li></ol></li></ul>
<h2 style="text-align: center;"><u>BIRDS</u></h2>  <p>The image displays eleven different bird species, each with a label below it. From top-left to bottom-right, the birds are: Peacock (with a long, colorful tail), Crow (small, black and white), Crane (tall, long neck), Swan (white, large), Sparrow (small, brown and white), Owl (brown and white, large eyes), Parrot (green and red), Ostrich (tall, long neck, grey and white), Pigeon (small, grey and white), Duck (white and yellow), and Eagle (large, brown and white, perched on a branch).</p>	

Q.1. Which is our national bird ?

Ans. The peacock is our national bird.



Q. 2. Which is the largest bird?

Ans. The ostrich is the largest bird.



Q.3. Which is a night bird?

Ans. The owl is a night bird.



Q. 4. Which birds swim in water?

Ans. Swans and ducks swim in water.



Q.5. Which bird flies high in the sky?

Ans. An eagle flies high in the sky.



# FLOWERS



Champa



Rose



Mogra



Lotus



Jasmine



Shoeflower (Hibiscus)



Marigold



Lily



Tulip



Sunflower

Q. 1. Which is our national flower?

Ans. The lotus is our national flower.



Q. 2. Which flower grows in water?

Ans. The lotus grows in water.

Q. 3. Where do flowers grow?

Ans. Flowers grow on plants and trees.



Q. 4. Which flower always faces the sun?

Ans. The sunflower always faces the sun.



Q. 5. Which flower has thorns on it's stem?

Ans. The rose has thorns on it's stem.



**Instructions to be followed:**

- Work to be done in the Maths workbook and Maths notebook.
- Write the date on every page.
- Kindly ensure that your child follows the correct formation of the digits .
- Note: Parents, please make the child write in-front of you, so that each instruction .given can be followed to avoid untidy and shabby work . The child is expected to write on his /her own . Parents can supervise the work and give the necessary instruction .

MATHS

# DAY 1

Date -

Day - 1

Name -

Class

Roll No -

Write the numbers from 21 to 30

T	O
2	1
2	2
2	3
2	4
2	5
2	6
2	7
2	8
2	9
3	0

# DAY 2

Date -



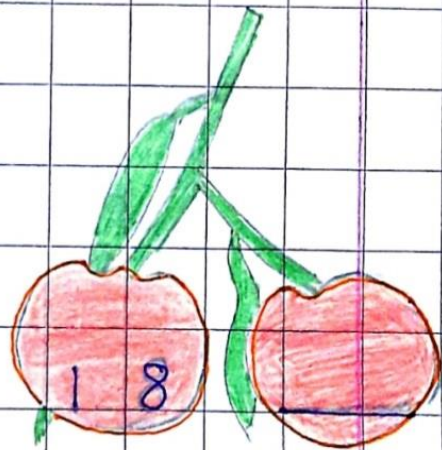

Day - 2

Name -

Class -

Roll No -

Write the number that comes after the given number.



# DAY 3

Date - \_\_\_\_\_

Day - 3

Name - \_\_\_\_\_

Class - \_\_\_\_\_

Roll No - \_\_\_\_\_

Write the number that comes before the given number.

27

16

20

8



# DAY 4

Date - \_\_\_\_\_

Day - 4

Name - \_\_\_\_\_

Class - \_\_\_\_\_

Roll No - \_\_\_\_\_

Write what comes between the following numbers.

1 1 \_\_\_\_\_ 1 3

1 2 R i e 2 3 # 1 e i

~~2 7 \_\_\_\_\_ 2 9~~

1 5 \_\_\_\_\_ 1 7

9 \_\_\_\_\_ 1 1

1 0 \_\_\_\_\_ 1 2

# DAY 5

Date -

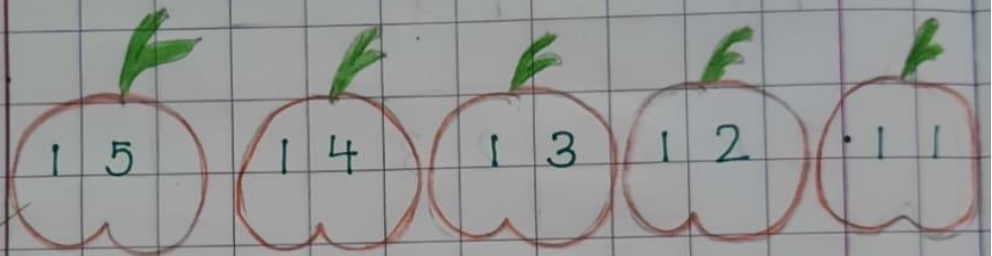
Day - 5

Name -

Class -

Roll No -

Backward counting. Write from 15 to 11



# DAY 6

Date -

Day - 6

Name -

Class -

Roll No -

Write number names for the given numbers.

6 - six

7 - seven

8 - eight

9 - nine

10 - ten

# DAY 7

Date -

Day - 7

Name -

Class -

Roll No -

Match the number name with the correct numerals.

ten

8

nine

6

seven

10

six

9

✓ eight

7

# DAY 8

Date - \_\_\_\_\_


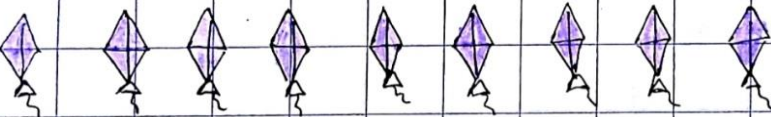
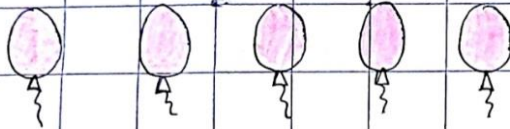
Day - 8

Name - \_\_\_\_\_

Class - \_\_\_\_\_

Roll No - \_\_\_\_\_

Count and write



Scanned By: Kavya S...

# DAY 9

Date -

Day - 9

Name -

Class -

Roll No -

Write the numbers from 31 to 40

T 0

T 0

3 1

3 2

3 3

3 4

3 5

3 6

3 7

3 8

3 9

4 0

# DAY 10

Date - \_\_\_\_\_

Day - 10

Name - \_\_\_\_\_

Class \_\_\_\_\_

Roll No - \_\_\_\_\_

Write number names for the given numbers

4 - \_\_\_\_\_

9 - \_\_\_\_\_

6 - \_\_\_\_\_

8 - \_\_\_\_\_

10 - \_\_\_\_\_

5 - \_\_\_\_\_

# DAY 11

Date -

Day - 11

Name -

Class -

Roll No -

Backward counting. Write from 5 to 1

5

1



# DAY 12

Date -

Day - 12

Name -

Class -

Roll No -

Write the numbers from 21 to 30

T O

T O

# Day 13

Date - \_\_\_\_\_

Day - 13

Name - \_\_\_\_\_

Class - \_\_\_\_\_

Roll No - \_\_\_\_\_


Count and match with the correct number name.



seven



five



nine



six



four



two

# Day 14

Date -

Day - 14

Name -

Class

Roll No -

Write the number that comes after, between and before the given number.

After

Between

Before

2

12

14

17

26

22

24

25

29

8

10

16

14

28

30

30

20

4

6

3





# DAY 2

Date : \_\_\_\_\_

Page No. : \_\_\_\_\_  
Date: \_\_\_\_\_

Name : \_\_\_\_\_


Day : \_\_\_\_\_

Class/Sec : \_\_\_\_\_

Cross (x) the picture that does not  
have the /j/ sound.



Cross (x) the picture that does  
not have the /z/ sound.



Date : 10/10/20

Day : Saturday

Name : [unclear]

Class/Sec: [unclear]

Cross (x) the picture that does not have the /w/ sound



Cross the picture that does not have the /v/ sound



# DAY 3

Date : 1/2/2020

Page No.:

Date:


youva

Day : 1

Name : Anshu

Class/sec : 1

Circle the picture that begins with the /j/ sound.



Circle the picture that begins with the /z/ sound.





Date: 20/11/20

Day: Monday

Name: Anshika

Class/Sec: 1/1

Circle the picture that begins  
with /w/ sound.



Circle the picture that begins  
with /v/ sound.



# DAY 4

Date :

Page No.:  
Date:

Name:

Day:

Class/Sec:

Circle the correct sound of the given pictures.



w a c



w  
v o m



b z g



v a s



p j l



i  
c z d

# DAY 5

Date: 10/10/2020

Day: 5

Name: [unclear]

Class/Sec: [unclear]

Match the letters with the pictures


w



z



v



j









# DAY 9

Date: 2/2/2021

Day: 9

Name: [unclear]

Class/Sec: [unclear]

Say and write

zip

zest

zig zag

zap

# DAY 10



Date :

Name :

Day :

Class / Sec :

Write the letter that the picture  
begins with



*Arbin Singh*

	<b>Fun with letters book 2 (to be done in the text book neatly)</b>	
Day 11	Pgnos.- 48 , 49 , 50 , 51 , 53	
Day 12	Pgnos.-54 , 55 , 56 , 57 , 59	



	Day 13	Pgnos.- 60 , 61 , 62 , 63 , 65	
	Day 14	Pgnos.- 66 , 67 , 68 , 69 , 71	
	Day 15	Revision, pgnos.- 52 , 58 , 64 , 70	

**Dr. Rachana Nair**  
**Director Academics**