



CLASS : LKG  
DATE : 22.09.2021 to 8.10.2021

SUBJECT

ASSIGNMENT

G.A  
ORALS

**Instructions to be followed:**

- Make your child **learn** the following topics .
- Do not make them write .
- 1.** Do lot of oral drilling .
- 2. Learn from the following Page numbers given.**

**Ch-13 Flowers** ( Page no-15)




**Ch-14 Vehicles** ( Page no-16)

**Ch-3 Days of the week and Months of the year** ( Page no-5)

## Instructions to be followed:

### MATHS

1. Children have to say 1-50 orally.
2. Children should be able to write and recognize numbers 1-50
3. Always remember to leave a line while writing the numerals.

4. According to the weather the child has to draw sunny , cloudy  or rainy  on top of the date towards the left margin as shown in the picture sent.
5. Begin with the date on the left margin as written in the picture sent.
6. Write the C.W. or H.W. below the date written.
7. The child has to write in the correct formation as shown in the notebook work

**Note:** The parent has to make the child do the work in front of them following each instruction very seriously or else the work will be dirty and will not be as expected. Please let the child complete the work on their own. Parents are requested to supervise their work and help in explaining whatever required but please don't write for them.

**Page numbers: 25, 88,89,90,91, 93**  
**(to be done in the maths text book.)**

**Notebook work:**

Weather

Day

Date Write 31-40

C.W

Name

31 32 33 34 35 36 37 38 39 40

31 32 33 34 35 36 37 38 39 40

31 32 33 34 35 36 37 38 39 40

31 32 33 34 35 36 37 38 39 40

31 32 33 34 35 36 37 38 39 40

31 32 33 34 35 36 37 38 39 40

Weather		Day
Date	Match the number name with the correct numerals	
c.w		
	Name	
3		four
10		seven
4		two
7		three
2		six
6		ten

Weather

Day

Date Count and match with the correct number.

C.W name.

Name



three



seven



eight




nine



four



six

Weather	Day
Date	Shape
W	Name
	
	Square

Weather

Day

Date Write 1-40.

C.W

Name

1 2 3 4 5 6 7 8 9 10

11 12 13 14 15 16 17 18 19 20

21 22 23 24 25 26 27 28 29 30

31 32 33 34 35 36 37 38 39 40

Weather

Day

date Write number that comes after.

W

Name

15

23

9

31

36

16

29

4

12

39

7

20



Weather

Day

Date Write the number that comes before

c/w

Name

17

33

30

29

11

14

6

40

2

21

25

36

Weather

Day

Date Write numbers from 41-50

C.W

Name

41 42 43 44 45 46 47 48 49 50

41 42 43 44 45 46 47 48 49 50

41 42 43 44 45 46 47 48 49 50

41 42 43 44 45 46 47 48 49 50

41 42 43 44 45 46 47 48 49 50

41 42 43 44 45 46 47 48 49 50

Weather

Day

Date. Write the number that comes between.

C.W

Name

29 — 31

3 — 5

14 — 16

27 — 29

33 — 35

19 — 21

7 — 9

36 — 38

20 — 22

32 — 34

11 — 13

5 — 7

Weather

date

Write the missing numbers.

Day

c.w.

Name

2

4

6

7

9

11

13

16

18

21

24

25

29

Weather


Day

Date

Shape

C/N




Name



Rectangle

## Instructions to be followed:

- Work to be done in the English note book.
- Kindly read the letters with correct pronunciation and proper voice modulation as done by the teacher in the online class.
- Please ensure that your child says and write.
- Your child has to know the sound of the each letter. **Jolly Phonics**- the sounds of the letters should be thorough. We hope you have downloaded the app in your phone and the child is listening to it frequently. The child should orally be able to tell the initial letter based on the sound made. Do lot of oral drilling on this.

- According to the weather the child has to draw sunny , cloudy  or rainy  on top of the date towards the left margin as shown in the picture sent.
- Begin with the date on the left margin as written in the picture sent.
- Write the C.W. or H.W. below the date written.
- The child has to write exactly the way it is written in the work shown in the picture sent, in correct formation .
- As we all know drawing needs a lot of practice hence the parents are requested to help their child to learn to draw pictures.

**Note:** The parent has to make the child do the work in front of them following each instruction very seriously or else the work will be dirty and will not be as expected. Please let the child complete the work on their own. Parents are requested to supervise their work and help in explaining whatever required but please don't write for them.

ENGLISH  
H

## Fun with Letters Book 2

- **Page no-** 72 to 89 to be done in the text book.  
(Kindly read the letters with correct pronunciation and proper voice modulation as done by the teacher in the online class.)


Weather

Page No. \_\_\_\_\_  
Date: / / Day


Date \_\_\_\_\_ Circle the pictures that have the  
c.w. given sounds in them.

Name \_\_\_\_\_

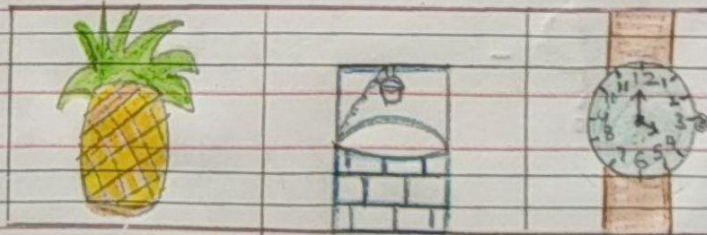
j





z




w




y




y



x



q



ENGLIS  
H



Weather

Page No.:

Date: / /

Day

Date Write the sounds that the pictures

c.w begin with

Name




-



-



-



-



-



-

Weather

Page No.

Date :

Day

Date  
c.w

Word bank :-

Name

win

wig

web

wet

van

yet

yes

tax

mix

box

fix

fox

six

Weather

Page No.:

Date: / / Day

Date  
c.w

Say and write

Name

v	w	z	y	x	q
---	---	---	---	---	---

Weather

Page No.:

Date: / /

Day

Date: / /

Write a-z

Name

a b c d e f

g h i j k

m n o p q r

s t u v w x

y z

Weather

Page No.:

Date: / / day

Date Match the letter sound to the

c.w picture

Name

w



y



q



j



z



v




Weather

Page No.

Date: / / Day

Date  Circle the correct word

Name



bat

cat




jam

jug



bag

big



pan

fan

Weather

Page No.:

Date: / / Day


Date  
2/2

Write the missing letter sound


Name \_\_\_\_\_




\_up



bo\_



\_un



le\_