




CLASS : I
DATE : 21.09.2021 to 5.10.2021

SUBJECT	ASSIGNMENT									
MATHS	<p style="text-align: center;">➤ Chapter 11 – MULTIPLICATION</p> <p><u>Work to be done in the text book</u> Page numbers 149, 150, 153, 154, 155 and 156 (Test Zone & Mental Maths)</p> <p><u>Work to be done in the notebook</u> Page number 154</p> <p><u>Extra questions to be done in the notebook</u></p> <p>1. Fill in the boxes</p> <p>a) $5 \times 4 = \square + \square + \square + \square + \square = \square$</p> <p>b) $4 \times 1 = \square + \square + \square + \square = \square$</p> <p>c) $2 + 2 + 2 = \square \times \square = \square$</p> <p>d) $10 + 10 + 10 + 10 + 10 = \square \times \square = \square$</p> <p>e) $2 \times \square = 6$</p> <p>f) $5 \times \square = 40$</p> <p>Story sums</p> <ol style="list-style-type: none"> 1. How many legs do 5 cats have? 2. How many socks are there in 8 pairs? <p style="text-align: center;">➤ Activities to be done in the notebook</p> <ul style="list-style-type: none"> • Using the star stickers do the (In Lab Activity) given on page number 156. • Write tables from 1 to 5 using colourful paper cuttings in digit shape. For example <div style="display: flex; justify-content: space-around; align-items: flex-start;"> <div style="text-align: center;">  </div> <div style="border: 2px solid black; padding: 10px;"> <table style="width: 100%; text-align: center; border-collapse: collapse;"> <tr> <td style="border: 1px solid black; padding: 5px;"> $\begin{array}{c} 4 \\ 1 \ 2 \ 3 \ 4 \\ 5 \\ 6 \\ 7 \\ 8 \\ 9 \\ 10 \end{array}$ </td> <td style="border: 1px solid black; padding: 5px;"> $\begin{array}{c} 2 \ 4 \ 6 \ 8 \\ 10 \\ 12 \\ 14 \\ 16 \ 18 \ 20 \end{array}$ </td> <td style="border: 1px solid black; padding: 5px;"> $\begin{array}{c} 3 \ 6 \ 9 \ 12 \\ 15 \\ 18 \\ 21 \\ 24 \\ 27 \end{array}$ </td> </tr> <tr> <td style="border: 1px solid black; padding: 5px;"> $\begin{array}{c} 24 \\ 16 \ 20 \ 28 \\ 12 \\ 8 \ -4 \ 36 \\ 40 \end{array}$ </td> <td style="border: 1px solid black; padding: 5px;"> $\begin{array}{c} 15 \ 10 \ 5 \\ 20 \\ 25 \ 30 \ 35 \\ 40 \\ 50 \ 45 \end{array}$ </td> <td style="border: 1px solid black; padding: 5px;"> $\begin{array}{c} 18 \ 12 \ 6 \\ 24 \\ 30 \ 60 \ 54 \\ 36 \ 42 \ 48 \end{array}$ </td> </tr> <tr> <td style="border: 1px solid black; padding: 5px;"> $\begin{array}{c} 7 \ 14 \ 21 \ 28 \\ 35 \\ 42 \\ 49 \\ 56 \\ 63 \\ 70 \end{array}$ </td> <td style="border: 1px solid black; padding: 5px;"> $\begin{array}{c} 24 \ 32 \\ 16 \ 8 \ 40 \\ 48 \\ 80 \ 56 \\ 72 \ 64 \end{array}$ </td> <td style="border: 1px solid black; padding: 5px;"> $\begin{array}{c} 36 \ 45 \\ 27 \ 54 \\ 18 \ 9 \ 63 \\ 72 \\ 90 \ 81 \end{array}$ </td> </tr> </table> </div> </div>	$\begin{array}{c} 4 \\ 1 \ 2 \ 3 \ 4 \\ 5 \\ 6 \\ 7 \\ 8 \\ 9 \\ 10 \end{array}$	$\begin{array}{c} 2 \ 4 \ 6 \ 8 \\ 10 \\ 12 \\ 14 \\ 16 \ 18 \ 20 \end{array}$	$\begin{array}{c} 3 \ 6 \ 9 \ 12 \\ 15 \\ 18 \\ 21 \\ 24 \\ 27 \end{array}$	$\begin{array}{c} 24 \\ 16 \ 20 \ 28 \\ 12 \\ 8 \ -4 \ 36 \\ 40 \end{array}$	$\begin{array}{c} 15 \ 10 \ 5 \\ 20 \\ 25 \ 30 \ 35 \\ 40 \\ 50 \ 45 \end{array}$	$\begin{array}{c} 18 \ 12 \ 6 \\ 24 \\ 30 \ 60 \ 54 \\ 36 \ 42 \ 48 \end{array}$	$\begin{array}{c} 7 \ 14 \ 21 \ 28 \\ 35 \\ 42 \\ 49 \\ 56 \\ 63 \\ 70 \end{array}$	$\begin{array}{c} 24 \ 32 \\ 16 \ 8 \ 40 \\ 48 \\ 80 \ 56 \\ 72 \ 64 \end{array}$	$\begin{array}{c} 36 \ 45 \\ 27 \ 54 \\ 18 \ 9 \ 63 \\ 72 \\ 90 \ 81 \end{array}$
$\begin{array}{c} 4 \\ 1 \ 2 \ 3 \ 4 \\ 5 \\ 6 \\ 7 \\ 8 \\ 9 \\ 10 \end{array}$	$\begin{array}{c} 2 \ 4 \ 6 \ 8 \\ 10 \\ 12 \\ 14 \\ 16 \ 18 \ 20 \end{array}$	$\begin{array}{c} 3 \ 6 \ 9 \ 12 \\ 15 \\ 18 \\ 21 \\ 24 \\ 27 \end{array}$								
$\begin{array}{c} 24 \\ 16 \ 20 \ 28 \\ 12 \\ 8 \ -4 \ 36 \\ 40 \end{array}$	$\begin{array}{c} 15 \ 10 \ 5 \\ 20 \\ 25 \ 30 \ 35 \\ 40 \\ 50 \ 45 \end{array}$	$\begin{array}{c} 18 \ 12 \ 6 \\ 24 \\ 30 \ 60 \ 54 \\ 36 \ 42 \ 48 \end{array}$								
$\begin{array}{c} 7 \ 14 \ 21 \ 28 \\ 35 \\ 42 \\ 49 \\ 56 \\ 63 \\ 70 \end{array}$	$\begin{array}{c} 24 \ 32 \\ 16 \ 8 \ 40 \\ 48 \\ 80 \ 56 \\ 72 \ 64 \end{array}$	$\begin{array}{c} 36 \ 45 \\ 27 \ 54 \\ 18 \ 9 \ 63 \\ 72 \\ 90 \ 81 \end{array}$								

Chapter14- The Sun, Moon, and Stars

Read the chapter thoroughly:

WORD BANK:

Sun	east	white	light
yellow	sunrise	phases	morning
hot	Moon	Stars	evening
brightly	sunset	pattern	day
heat	west	Great Bear	night

Let's Remember (Pg no: 119) (To be done in the textbook)

I. Write T for the True and F for the False statement.

1. We see only one star every night in the sky. F
2. The moon gives us heat and light during the day. F
3. The sun gives us heat and light at night. F
4. The stars shine very brightly at night. T
5. The moon looks like a white ball. T

Let's understand:-

I. Objective type Questions.

A. Fill in the blanks with the correct word:

1. Great Bear (Great Bear/Polar Bear) is a name of a pattern of stars in the sky.
2. The changing shapes of the moon are called phases (faces/phases) of the moon.
3. The sun rises in the east (east/west).
4. We see the moon at night (during the day/at night).
5. Moon is a big white (white/yellow) ball.

B. Write T for the True and F for the False statements.

1. The sun is also a star. T
2. Stars are very big. T
3. The colours of the moon changes every day. F
4. On some nights we cannot see the moon in the sky. T
5. The sun sets in the east. F

C. Choose the correct option.

1. Which of these do you see during the day in the sky?
a. **The sun** b. The Moon c. Stars d. All of these
2. Which of these brings us the day?
a. **Sunrise** b. Sunset c. Rising of the moon d. Stars shining
3. Where does the sun set?
a. North b. South c. East **d. West**
4. Which of these make patterns in the sky?
a. The sun b. The moon **c. The stars** d. All of these
5. Which of these give us heat and light?
a. The sun b. The moon c. The stars d. Clouds

Give two examples for the following:

1. Things that you can see in the day sky The Sun Clouds
2. Things that you can see in the night sky The Moon Stars

SCIENCE

III. Answer the following Questions:

1. Where does the sun rise?

Ans: The sun rises in the east.

2. Where does the sun set?

Ans: The sun sets in the west.

3. Why is the sun important to us?

Ans: The sun is important to us because it gives us heat and light.

4. Why do stars look so small?

Ans: Stars look small because they are very very far away from us.

GIVE REASON:-

1. Stars can be seen only during the night. Why?

Ans- Stars can be seen only during the night because during the day the light of the Sun makes the sky so bright that we cannot see the much dimmer stars.

NOTE:- ALL THE ABOVE EXERCISES TO BE DONE IN THE NOTEBOOK 2.

ACTIVITY:- (To be done in the textbook pg no. 117)

Colour the pictures given. Can you guess which shows day and which shows night? Write in the space provided.

आवश्यक निर्देश:-

1. सभी कार्य हिंदी नोटबुक में साफ एवं सुंदर लिखावट में लिखें।
2. प्रत्येक पृष्ठ में मार्जिन खींचें एवं पाठ के आरंभ में पाठ का नाम लिखकर रेखांकित करें।
3. वर्णमाला में स्वर का आठवां स्थान 'ए' का होता है। यह किसी भी वर्ण के ऊपर एक की संख्या में लगता है।

पाठ-- 'ए' की मात्रा

पेज संख्या ६५ बोल बोल कर पढ़ें तथा सुंदर अक्षरों में 'ए' की मात्रा वाले शब्द को लिखें।

सेब	केला	मेला	पेड
करेला	सवेरा	रेशम	बेसन
जेवर	नेवला	मेवा	तेरा

'ए' की मात्रा लगाकर शब्द पूरा करें।

सवा	खल	बल	ठला
रखा	दखा	मरा	पट

HINDI

1. चित्र के साथ सही मिलान करें:-



सेब



करेला



केला



गणेश

2. चित्र देखकर शब्द पूरा करें [ए कि मात्रा लगाए]



सवरा



नवला



पड़



बलन



करला

पाठ -- ' ऐ ' की मात्रा

दो वर्णमाला में स्वर का नौवां स्थान ' ऐ ' का होता है। यह किसी भी वर्ण के ऊपर जोड़े में अर्थात् दो की संख्या में होता है।

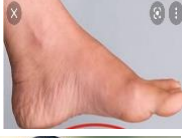
पेज संख्या ६६ बोल-बोल कर पढ़ें तथा सुंदर अक्षरों में ' ऐ ' की मात्रा वाले शब्द को लिखें।

मैना	थैला	पैसा	कैसा
भैया	मैया	बैल	मैला
बैटरी	बैलगाड़ी	तैराक	मैदान

' ऐ ' की मात्रा लगाकर शब्द को पूरा करें :-

भरव	तराक	पसा	बलगाड़ी
सनिक	कसा	पदल	थला

1. चित्र देखकर सही मिलान करें :-



बैल



थैला



मैना



पैर



बैगन

चित्र देखकर शब्द पूरा करें :-



पैस----



सैनि-----



कैमर-----



बैटर-----



--राकी

ENGLISH LANGUAGE

TOPIC- Verbs

Q1. Comprehension

Eight Is Great!

What if you had eight arms? How would you use them? An octopus has eight long arms. The arms help it move. The arms help it catch food too. An octopus is also special in another way. It can make a big cloud of dark ink. The ink hides the octopus. No one can see it behind the ink. They can also change their colour and protect themselves. They live in the oceans. They have three hearts. They eat crabs and shellfish. They hunt mostly at night.

Answer the following questions

- Where do octopuses live?
- How are octopuses special?
- What does an octopus eat?

Antonyms

- short x _____
- hinder x _____
- light x _____

Write down three verbs from the passage

Find word from the passage which mean the following

- keep safe from harm or injury. - _____

Make Sentences

- catch
- ink
- protect

Q2.. Complete the following sentences with the doing words in the box

sits	rides	plays	swims	reads	buys	eats	jumps
------	-------	-------	-------	-------	------	------	-------

- Arya _____ in the pool.
- The parrot _____ on the branch of a tree.
- Payal _____ basketball every evening.
- Joy _____ a bicycle.
- Jiya _____ over the fence.
- Mother _____ nice brinjals from the market.
- Asha _____ an egg in the morning.
- Father _____ a book every week.

ENGLISH

Q3. Choose the correct doing word given in the brackets to complete the following sentences.

- a. Susan _____ his old car.(sings/ cleans)
- b. Riya _____ pink shoes. (reads/wears)
- c. Kangaroo _____ grass and the leaves of plants. (eats/draws)
- d. Ramya _____ badminton in the evening with her friends. (sings/plays)
- e. Farida _____ four cucumbers for the salad. (breaks/cuts)
- f. A rabbit _____ along the path.(hops/takes)
- g. Soma _____ rice and dal for lunch.(cooks/books)
- h. My uncle _____ in Kanpur.(jumps/lives)
- i. The Sun _____ brightly. (shines/likes)
- j. Billy _____ a hole.(sits/digs)

Creative writing Topic-- Grandparents

Exercises to be done in English Access Book--

Ch- 7- Verbs(pg. 98, 99, 103 E.A. Book)

Verbs Activity- Draw/Stick pictures showing verbs(doing words) Minimum 6 pictures

Refer Pg. 99 (E.A Book)

SUBJECT: ENGLISH LITERATURE
THE LITTLE TURTLE

Write the poem.

Word Bank:

turtle
swam
puddle
climbed
snapped
mosquito
flea
minnow

Word Meanings:

- i. puddle- a small pool of water on the ground
- ii. snapped- a sudden bite with a sound
- iii. minnow- a small freshwater fish.

Antonyms:

- i. little x big
- ii. climb x descend
- iii. lived x died
- iv. catch x throw

Rhyming words:

- i. box - fox, locks
- ii. swam - jam, ham
- iii. rock- mock, shock
- iv. caught- fought, brought
- v. snap- rap, cap

Jumbled words

- i. oqiomsut - mosquito
- ii. lfea - flea
- iii. napsdep- snapped
- iv. wnoinm- minnow

Answer the following questions:

i. Where does the little turtle live?

Ans. The little turtle lived in a box.

ii. How many things does the little turtle snap at?

Ans. The little turtle snapped at four things.

iii. Who does the little turtle not catch?

Ans. The little turtle did not catch the narrator.

iv. What does the little turtle climb on?

Ans. The little turtle climbed on the rock.

NOTE: ALL THE ABOVE EXERCISES TO BE DONE IN THE E.LIT NOTEBOOK.

Activity- Make a model of a turtle using things available at home.


LANDSCAPE

Work to be done : **Complete page 26**

as per instruction given in your drawing book.

LANDSCAPE

See this beautiful landscape. Recreate the same on your right. Take a black sketch pen and trace the outline of the landscape. Fill it with colours of your own choice using different sketch pens.



DRAWING