

CLASS : UKG

DATE : 6.09.2021 to 15.09.2021

SUBJECT

ASSIGNMENT

G.A

INSTRUCTIONS:-


- Please help your child to learn the following topics orally.
- Kindly ensure that your child answers in full sentences.

Chapters :

- Birds
- Flowers
- Insects

Birds :

Birds



Q.1 Which is our national bird ?

Ans. The peacock is our national bird.



Q.2 Which is a night bird ?

Ans. The owl is a night bird.



Q.3 Which is the largest bird ?

Ans. The ostrich is the largest bird.



Q. 4 Which birds swim in water ?

Ans. Swans, ducks and penguins swim in water.



Q.5 Which bird is called the singing bird ?

Ans. The cuckoo is called the singing bird.



Flowers :

Flowers Name



Rose



Marigold



Hibiscus



Pansy



Plumeria



Tulip



Jasmine



Dahlia



Sunflower



Lotus



Lily



Daisy

Q. 1 Which is our national flower?

Ans. The lotus is our national flower.



Q. 2 Where do flowers grow ?

Ans. Flowers grows on plants and trees.



Q. 3 Which flower grows in water ?

Ans. The lotus grows in water.







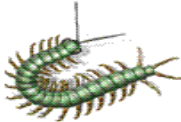





Q. 4 Which flower always faces the sun?

Ans. The sunflower always faces the sun.



Insects:

Insects

<p>bee</p> 	<p>butterfly</p> 
<p>dragonfly</p> 	<p>beetle</p> 
<p>centipede</p> 	<p>ladybug</p> 
<p>spider</p> 	<p>grasshopper</p> 
<p>wasp</p> 	<p>ant</p> 

Q. 1 How many legs do insects have?

Ans. Insects have six legs.



Q.2 Which insects spread diseases?

Ans. Houseflies and mosquitoes spread diseases.



Q.3 Which insects has beautiful wings?

Ans. The butterfly has beautiful wings.



Q. 4 Which insect is known as a worker?

Ans. The ant is known as a worker.



Q.5 Which insect gives us honey ?

Ans. A honey bee gives us honey.



Q. 6 Which insects makes webs on walls and ceilings?

Ans. A spider makes webs on walls and ceilings.



ACTIVITY :

Draw a hand print of a butterfly .

**Materials required :. • water colour
• sketch pen.**



Instructions to be followed:

- Work to be done in the Maths Notebook.
- Write the date on every page.
- Kindly ensure that your child follows the correct formation of the digits.

NOTE - Parents please make the child sit right in front of you, so that each instruction given can be followed, to avoid untidy and shabby work.

The child is expected to write by himself/herself.

Parents can supervise the work and give necessary instructions.

MATHS

DAY - 1

Date: _____ Day: 1

Name: _____

Addition (double digit):

$23 + 42 = \square$	$43 + 30 = \square$
$43 + 20 = \square$	$28 + 20 = \square$
$25 + 70 = \square$	$36 + 40 = \square$
$59 + 20 = \square$	$24 + 10 = \square$
$24 + 40 = \square$	$56 + 30 = \square$
$77 + 10 = \square$	$73 + 20 = \square$
$42 + 21 = \square$	$41 + 11 = \square$

DAY - 2

Date: _____ Day: 2

Name: _____

Class: _____

Addition (double digits)

T 0 3 2 +1 4 □	T 0 4 2 +2 1 □	T 0 1 6 +2 3 □
2 4 +2 2 □	2 6 +1 2 □	3 1 +1 8 □

DAY - 3

Date: _____

Day: 3

Name: _____

Class: _____

Addition (double digits)

$$\begin{array}{r} 19 \\ +30 \\ \hline \end{array}$$

$$\begin{array}{r} 12 \\ +37 \\ \hline \end{array}$$

$$\begin{array}{r} 16 \\ +33 \\ \hline \end{array}$$

$$\begin{array}{r} 17 \\ +24 \\ \hline \end{array}$$

$$\begin{array}{r} 28 \\ +11 \\ \hline \end{array}$$

$$\begin{array}{r} 14 \\ +15 \\ \hline \end{array}$$

DAY - 4

Date: _____ Day: 4

Name: _____

Class: _____

Addition (double digits)

33	34	22
+20	+13	+12
<input type="text"/>	<input type="text"/>	<input type="text"/>
35	33	28
+12	+15	+21
<input type="text"/>	<input type="text"/>	<input type="text"/>

DAY - 5

Date:

Day: 5

Name:

Class:

Subtraction (Single digit):

T O

8

- 5

T O

7

- 3

T O

6

- 2

T O

5

- 3

T O

9

- 7

T O

4

- 1

DAY - 6

Date:

Day: 6

Name:

Class:

Subtraction (Single digit):

$$\begin{array}{r} T O \\ 9 \\ - 5 \\ \hline \end{array}$$

$$\begin{array}{r} T O \\ 7 \\ - 4 \\ \hline \end{array}$$

$$\begin{array}{r} T O \\ 8 \\ - 6 \\ \hline \end{array}$$

$$\begin{array}{r} T O \\ 6 \\ - 4 \\ \hline \end{array}$$

$$\begin{array}{r} T O \\ 5 \\ - 1 \\ \hline \end{array}$$

$$\begin{array}{r} T O \\ 9 \\ - 2 \\ \hline \end{array}$$

DAY - 7

Date:

Day: 7

Name:


Picture Subtraction :

 $10 - 3 = \square$

 $6 - 2 = \square$

 $7 - 5 = \square$

 $5 - 2 = \square$

 $4 - 2 = \square$


DAY - 8

Date: _____


Day: 8

Name: _____

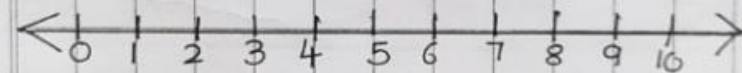
Subtraction on number lines:-



$$9 - 3 = \square$$



$$8 - 5 = \square$$



$$7 - 2 = \square$$

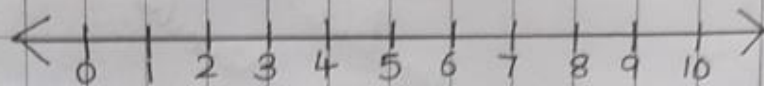


$$6 - 4 = \square$$




$$4 - 2 = \square$$

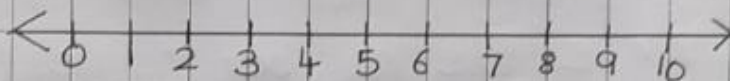
DAY - 8



$$3 - 2 = \square$$



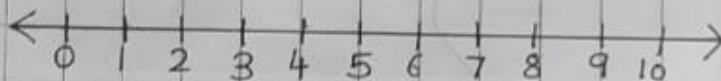
$$7 - 5 = \square$$



$$6 - 3 = \square$$



$$8 - 4 = \square$$



$$9 - 5 = \square$$



DAY - 9

Date:

Day: 9

Name:

Picture subtraction:



DAY - 10

Date:

Day: 10

Name

Addition and subtraction:-

$7 + 2 = \square$

$7 - 2 = \square$

$6 + 2 = \square$

$6 - 2 = \square$

$3 + 2 = \square$

$3 - 2 = \square$

$8 + 1 = \square$

$8 - 1 = \square$

$5 + 3 = \square$

$5 - 3 = \square$

$4 + 2 = \square$

$4 - 2 = \square$

DAY - 11

Date: _____ Page: _____

Date: _____ Day: 11

Name: _____

Write the number names for the following numbers :-

31 -

32 -

33 -

34 -

35 -

36 -

37 -

38 -

39 -

40 -

DAY - 12

Date:-

Day: 12

Name:-

Match the numbers with their names:-

32

thirtysix

40

thirty three

36

thirty two

34

forty

35

thirty four

31

thirty five

33

thirty one

DAY - 13

Date:

Day: 13

Name:

Identify the number names
and write the numbers:-

forty

thirty five

thirty eight

thirty two

thirty three

thirty seven

thirty four

thirty one

DAY - 14

Date: _____

Day: 14

Name: _____

Subtraction (Single digit):

$7 - 5 = \square$

$8 - 3 = \square$

$4 - 2 = \square$

$6 - 4 = \square$

$5 - 4 = \square$

$8 - 6 = \square$

$9 - 5 = \square$

$7 - 4 = \square$

$6 - 3 = \square$

$9 - 2 = \square$

$8 - 5 = \square$

$5 - 3 = \square$

$9 - 6 = \square$

$4 - 1 = \square$

DAY - 15

Date:

Day: 15

Name:

Write the correct sign in the box according to the given answer (+, -)

$2 \square 4 = 6$

$5 \square 2 = 3$

$8 \square 5 = 3$

$6 \square 4 = 2$

$7 \square 2 = 9$

$9 \square 3 = 6$

$3 \square 4 = 7$

$5 \square 3 = 2$

$5 \square 3 = 2$

$5 \square 3 = 8$

$7 \square 3 = 4$

$8 \square 2 = 6$

$3 \square 6 = 9$

$9 \square 1 = 10$

ENGLISH

Instructions to be followed:

* **Revision of sounds /ou /, /oi/, /ue/.**

* **Revision of his/her.**

* **Remember to leave space while writing the words.**

* **Write your name class, date, roll number properly.**

* **Write C.W. or H.W. below the date.**

* **The child has to write the alphabet in the correct pattern as taught in the class.**

NOTE - PARENTS PLEASE MAKE THE CHILD SIT RIGHT IN FRONT OF YOU SO THAT EACH INSTRUCTION GIVEN CAN BE FOLLOWED TO AVOID UNTIDY AND SHABBY WORK.

THE CHILD IS EXPECTED TO WRITE BY HIMSELF/HERSELF.

PARENTS CAN SUPERVISE THE WORK AND GIVE NECESSARY INSTRUCTIONS.

Date :

Day :- 1

Name :

Read the words with the correct

sound :-

out

sound

shout

noun

cloud

found

loud

ground

round

count

mouth

about

Date : -

Day : 2

Name :

Cross (x) the picture that
does not have /ou/ sound :-



Day 3

Pg. No. - 14

**Write down in
the notebook
(I can read)**

Date : ..

Day : 4

Name : -

Read the words with the correct
sound :-

oil

point

booi

tooilet

sooi

foi

cooi

cooi

jooit


tooi

Date :

Day : 5

Name :

Cross (x) the picture that does not have /oi/ sound



Day 6

Pg. No. 15

**Write down in
your notebook
(I can read)**

Date :

Day : 7

Name

Fill in the blanks with his :-



He is

trousers are red.

shoes are brown.

hair is black.

shirt is yellow.

He is a boy.

height is six feet.

favourite food is rice and curry.

favourite colour is red.

Date :

Day : 8

Name :

Fill in the blanks with her :-



She is .

hair is black.

shirt is pink.

skirt is blue.

shoes are brown.

eyes are big.

sister's name is Ria.

She is a girl.


The teacher likes .

Date :


Day : 9

Name _____


Fill in the blanks with his / her :-




bat



book



ball



pencil

Date :

Day : 10

Name :

Fill in the blanks with his / her

He is Rohan



It is ball.

She is Nina



It is balloon.

She is Jiya



It is kite.

He is Ram



It is cup.

Day 11

Pg. Nos. 28 , 29

**Write down in
your book
(My Grammar
Book).**

Date :

Day : 12

Name :

Read the words with the correct
sound :-

value

fuel

statue


tissue

due

rescue

statue

continue




Date : ..

Day : 13

Name :

Cross (X) the picture that does not have /ue/ sound :-



Day 14

Pg. No. 16

**Write down in
your notebook.
(I can read)**

Date :

Day : 15

Name :

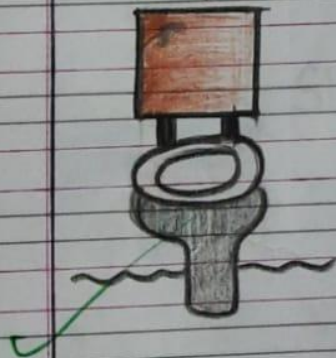
Fill in the blanks with the correct sound (ou / oi / ue) :-



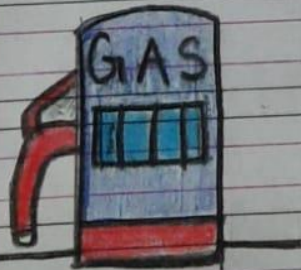
→ m _ _ th



→ h _ _ se



→ t _ _ let

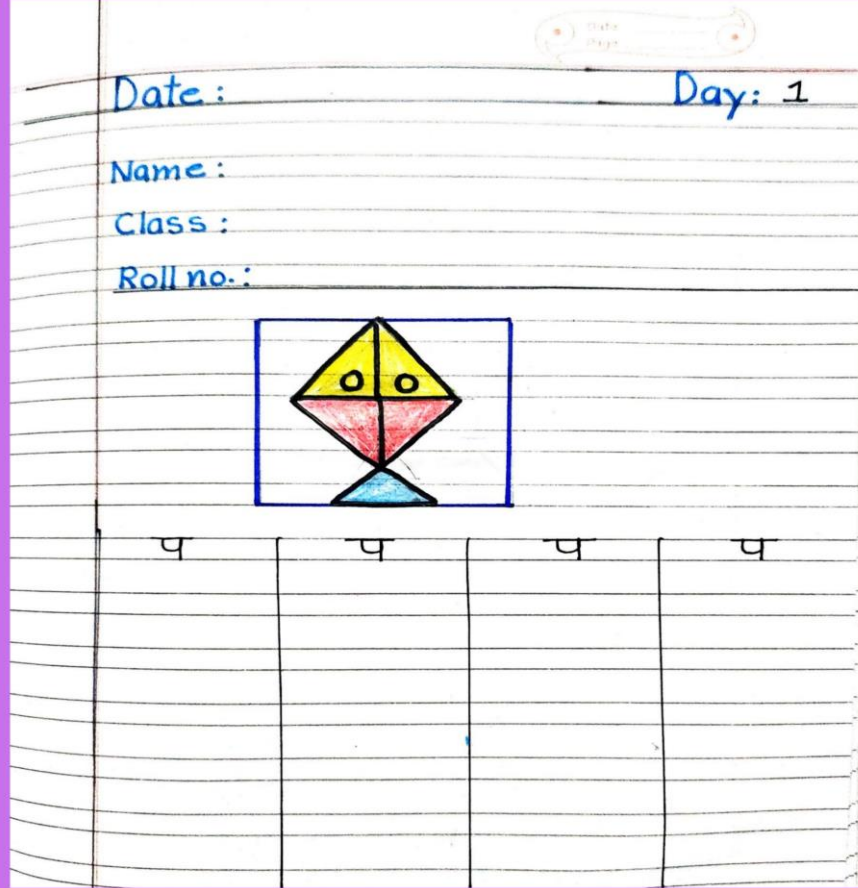


→ f _ _ l

• **Instructions to be followed:**

- दिए गए कार्य को पेंसिल से साफ- साफ़ नोट बुक में लिखें ।
- अक्षरों के बनावट पर ध्यान दें ।
- अक्षरों का अभ्यास करें ।
- एक पेज में एक ही अक्षर का अभ्यास करें ।
- हर पेज में दिनांक लिखें ।

HINDI




Date :

Day: 2

Name :

class :

Roll No.:



५

५

५

५


Date:

Day: 3

Name:

class:

Roll no.:



अ

अ

अ

अ

Date:

Day: 4

Name:

class:

Roll no.:



अ

अ

अ

अ


Date:

Day: 5

Name:

Class:

Roll no.:



म

म

म

म

Date: _____ Day: 6

Name: _____

Class: _____

Rollno.: _____

मिलान करें :-

प

ब

फ

भ

ब

फ

भ

प

Date:

Day: 7

Name:

Class:

Roll no.:

खाली स्थान क्रम से भरिए :-

च _____ अ

ट _____

त _____

प _____ म

Date:


Day: 8

Name:


Class:

Roll no.:


मिलान करें :-



फ



ज



प

Date:


Day: 9

Name:

Class:

Roll No.:

मिलान करें:



ग



घ



क्ष

Date:

Day: 10

Name -

Class -

Roll No -

'क' से 'म' तक लिखें:-

क ख ग घ ङ

च छ ज झ ञ

ट ठ ड ढ ण

त थ द ध न

प फ ब भ म

Date:

Day: 11

Name:

Class:

Roll No.:

'अ' से 'अः' तक लिखें

अ आ इ ई

उ ऊ ऋ ए ऐ

औ औः अं अः

Date:

Day: 12

Name -

Class -

Roll No. -

बाद के अक्षर लिखें :-

प _____

फ _____

ब _____

भ _____

Date:

Day: 13

Name-

Class-

Roll No. -

खाली स्थान भरें -

प _____ ब

फ _____ भ

ब _____ म

ज _____ ञ

ट _____ ड

Date: _____

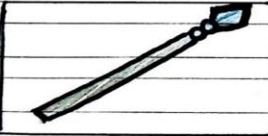


Day: 14

Name: _____

Class: _____

Roll No: _____

चित्रों को पहचानकर पहला अक्षर लिखें:



Date: _____ Day: 15


Name- _____

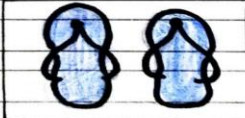
Class- _____

Roll No. - _____

चित्रों को पहचानकर पहला अक्षर लिखें :-

90 _____

 _____

 _____

HINDI BOOK WORK DETAILS

DAY 1- Textbook(Fun with Hindi) pg no: 62 - अक्षर प

DAY 2- Textbook(Fun with Hindi) pg no: 63 अक्षर फ

DAY 3- Textbook(Fun with Hindi) pg no: 64 अक्षर ब

DAY 4- Textbook(Fun with Hindi) pg no: 65 अक्षर भ

DAY 5- Textbook(Fun with Hindi) pg no: 66 अक्षर म

DAY 6- Textbook (Fun with Hindi) pg no: 67 मिलान करें |

DAY 7- Textbook(Fun with Hindi) pg no : 67 खाली स्थान भरिए।।

DAY 8- Textbook (Fun with Hindi) pg no: 68 मिलान करें |

DAY 9- Textbook (Fun with Hindi) pg no: 69 मिलान करें