

KERALA PUBLIC SCHOOLS  
ACADEMIC YEAR 2020-21  
HOME ASSIGNMENT



CLASS : UKG  
DATE : 22.09.2021 to 8.10.2021

SUBJECT

ASSIGNMENT

G.A.  
ORALS

**Instructions to be followed:**

- Make your child **learn** the following topics .
- Do not make them write .
- Do lot of oral drilling .
- **Learn from the following Page numbers given.**

**Ch-20** Vehicles ( Page no-22)

**Ch-21** Our Food ( Page no-23)

**Ch-22** Community Helpers ( Page no-24 and 25)





### Instructions to be followed:

Children have to say 1-90 orally.

Children should be able to write and recognize numbers 1-90

Always remember to leave a line while writing the numerals.

According to the weather the child has to draw sunny , cloudy  or rainy



on top of the date towards the left margin as shown in the picture sent.

Begin with the date on the left margin as written in the picture sent.

Write the C.W. or H.W. below the date written.

The child has to write in the correct formation as shown in the notebook work

**Note:** The parent has to make the child do the work in front of them following each instruction very seriously or else the work will be dirty and will not be as expected. Please let the child complete the work on their own. Parents are requested to supervise their work and help in explaining whatever required but please don't write for them.

**Page numbers: 65, 66, 67, 68, 69, 77, 93, 94, 119, 120, 121**  
**(to be done in the maths text book.)**

**Notebook work:**

MATHS

Weather

Day

Date

Write 81 - 90

cw

Name -

T 0	T 0	T 0	T 0
8 1	8 1	8 1	8 1
8 2	8 2	8 2	8 2
8 3	8 3	8 3	8 3
8 4	8 4	8 4	8 4
8 5	8 5	8 5	8 5
8 6	8 6	8 6	8 6
8 7	8 7	8 7	8 7
8 8	8 8	8 8	8 8
8 9	8 9	8 9	8 9
9 0	9 0	9 0	9 0

Weather

Day

Q.1. Fill in the missing numbers

C.W.

Name -

77

81

39

42

30

32

25

29

40

44

69

71

weather

Day

Date

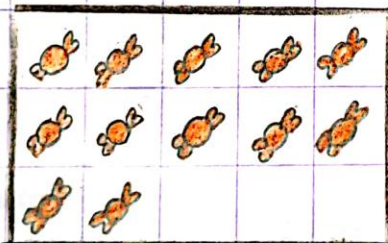
Count and Write

c.w.


Name -



-



-



-

weather

Day

Date

Put the correct sign  $>$ ,  $<$  or  $=$

c.w.

Name -

$39 \underline{\quad} 36$

$77 \underline{\quad} 86$

$24 \underline{\quad} 24$

$29 \underline{\quad} 29$

$30 \underline{\quad} 49$

$45 \underline{\quad} 21$

$55 \underline{\quad} 60$

$36 \underline{\quad} 30$

$14 \underline{\quad} 14$

$76 \underline{\quad} 76$

$69 \underline{\quad} 39$

$12 \underline{\quad} 21$

$48 \underline{\quad} 59$

$56 \underline{\quad} 54$

weather

Day

Date

Addition

Name -

T O

1 8

+ 2 0

T O

3 3

+ 1 1

T O

4 2

+ 1 2

T O

5 0

+ 1 0

T O

7 2

+ 1 4

T O

1 6

+ 1 3

weather

Day

Date

Subtraction

C.W.

Name -

T O

2 5

- 1 2

T O

3 6

- 1 1

T O

2 9

- 1 3

T O

3 8

- 1 2

T O

4 9

- 3 5

T O

5 4

- 1 4



Weather


Day

Date


Name the shapes

c.w

Name -



\_\_\_\_\_




\_\_\_\_\_



\_\_\_\_\_



\_\_\_\_\_



\_\_\_\_\_

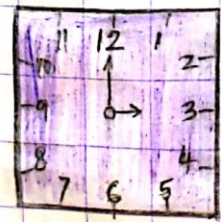
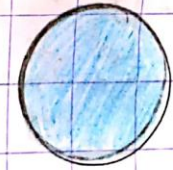



weather

Day

Date Match the objects with their shape




CW

Name -



## Instructions to be followed:

- Work to be done in the English note book.
- Kindly read the letters with correct pronunciation and proper voice modulation as done by the teacher in the online class.
- Please ensure that your child says and write.
- Your child has to know the sound of the each letter. **Jolly Phonics**- the sounds of the letters should be thorough. We hope you have downloaded the app in your phone and the child is listening to it frequently. The child should orally be able to tell the initial letter based on the sound made. Do lot of oral drilling on this.

- According to the weather the child has to draw sunny , cloudy  or rainy  on top of the date towards the left margin as shown in the picture sent.
- Begin with the date on the left margin as written in the picture sent.
- Write the C.W. or H.W. below the date written.
- The child has to write exactly the way it is written in the work shown in the picture sent, in correct formation .
- As we all know drawing needs a lot of practice hence the parents are requested to help their child to learn to draw pictures.

ENGLISH

**Note:** The parent has to make the child do the work in front of them following each instruction very seriously or else the work will be dirty and will not be as expected. Please let the child complete the work on their own. Parents are requested to supervise their work and help in explaining whatever required but please don't write for them.

## My Grammar Book

Page no- 30-31 to be done in the text book.

## Fun with Letters

- **Page no-** 1-16 to be done in the text book.  
(Kindly read the letters with correct pronunciation and proper voice modulation as done by the teacher in the online class.)

Notebook work

weather

Page No.:	
Date:	youva

Date <sup>Day</sup> Fill in the blanks with 'my'  
C.W.

Name - \_\_\_\_\_

1. This is \_\_\_\_\_ school.



2. Look at \_\_\_\_\_ teddy bear.



3. This is \_\_\_\_\_ pet.



4. I love \_\_\_\_\_ family.



weather

Date  
c.w.

Day

Page No.

Date

10/11

Fill in the blanks with 'I'

Name -

1. \_\_\_\_\_ am a girl.



2. \_\_\_\_\_ like playing.



3. \_\_\_\_\_ am a boy.



4. \_\_\_\_\_ am five years old.



Date  
cw

Day

Fill in the blanks with 'me'

Name - \_\_\_\_\_

1. My sister gave \_\_\_\_\_ a balloon.



2. My mother loves \_\_\_\_\_.



3. My friend plays with \_\_\_\_\_.



4. My father brought a bat for \_\_\_\_\_.



weather

Day

Page No.:

youva

Date:

Date  
c.w

Fill in the blanks with I / me / my.

Name - \_\_\_\_\_

1. Look at \_\_\_\_\_ balloon.



2. This is \_\_\_\_\_ pet.



3. \_\_\_\_\_ am a boy.




4. This is \_\_\_\_\_ school.



5. \_\_\_\_\_ friends go to school by bus.



6. \_\_\_\_\_ love sweets.



7. \_\_\_\_\_ sister is crying.



Date  
c.w.

Write the correct answer.

Name -

1. \_\_\_\_\_ like playing guitar.



I

Me

2. \_\_\_\_\_ brother is happy.



Me

My

3. \_\_\_\_\_ love cake.



My

I

4. \_\_\_\_\_ have got brown hair.



I

My

5. My mother loves \_\_\_\_\_.

me

I



Weather

Page No.:

Date:

YOUVA

Day

Date  
c/w

Write the missing sounds.

Name -



r \_ \_ n



b \_ \_ t



t \_ \_



tr \_ \_



popc \_ \_ n



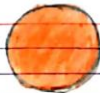
b \_ \_ k



fi \_ \_

3

\_ \_ ree



r \_ \_ nd



\_ \_ ick

Date  
C.W.

Day

Cross out the picture that does not have an 'ng' sound.

Name -



Cross out the picture that does not have a 'qu' sound.




weather  
Date

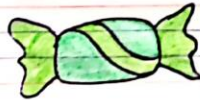
Page No.   
 Date

Day  
Cross out the picture that does not  
have an 'oi' sound.

Name -



Cross out the picture that does  
not have an 'ue' sound



HINDI

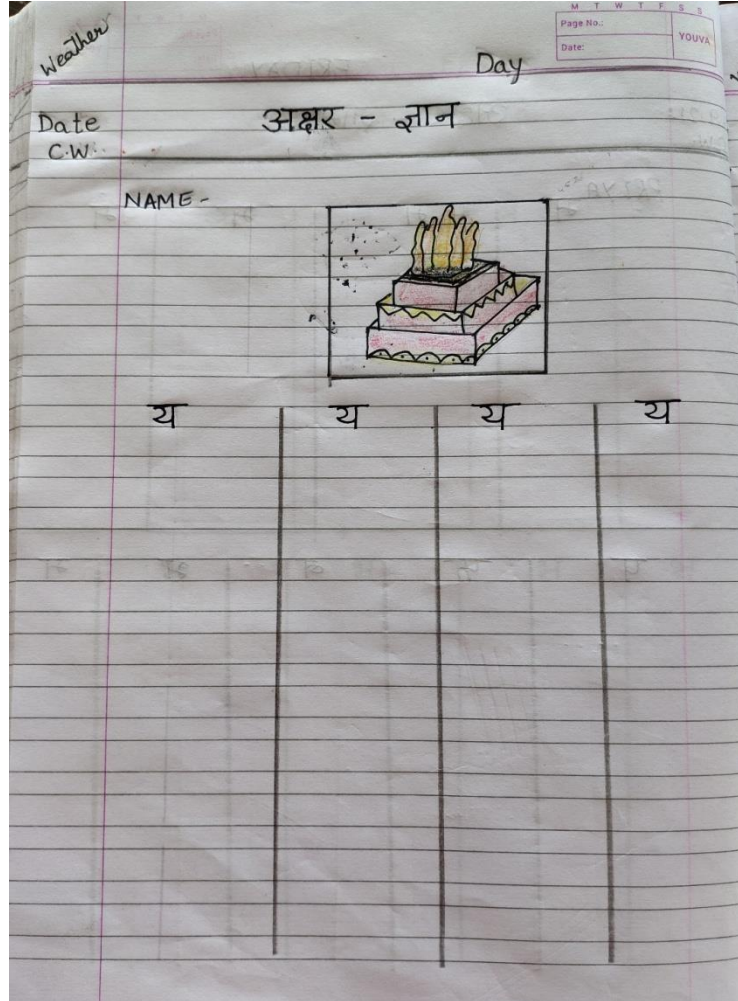
**INSTRUCTION TO BE FOLLOWED :**

दिये गए कार्य को पेंसिल से साफ - साफ लिखें ।

अक्षरों के बनावट पर ध्यान दें ।

अक्षरों का अभ्यास करें ।

प्रत्येक पेज में दिनांक तथा नाम लिखें ।




weather

M T W T F S S  
Page No.:  
Date:  
YOUVA

Day

Date अक्षर - ज्ञान  
C.W.

NAME



र र र र

Weather

Page No.:  
Date:

YOUVA

Day

Date  
C.W.

अक्षर-ज्ञान

NAME



ल

ल

ल

ल



Weather

Day

Page No.:  
Date: YOUVA

Date  
C.W:

अक्षर = ज्ञान

NAME-



श

श

श

श



Weather

Day

Date  
C.W:

पहला अक्षर लिखें।


NAME -



\_\_\_\_\_




\_\_\_\_\_



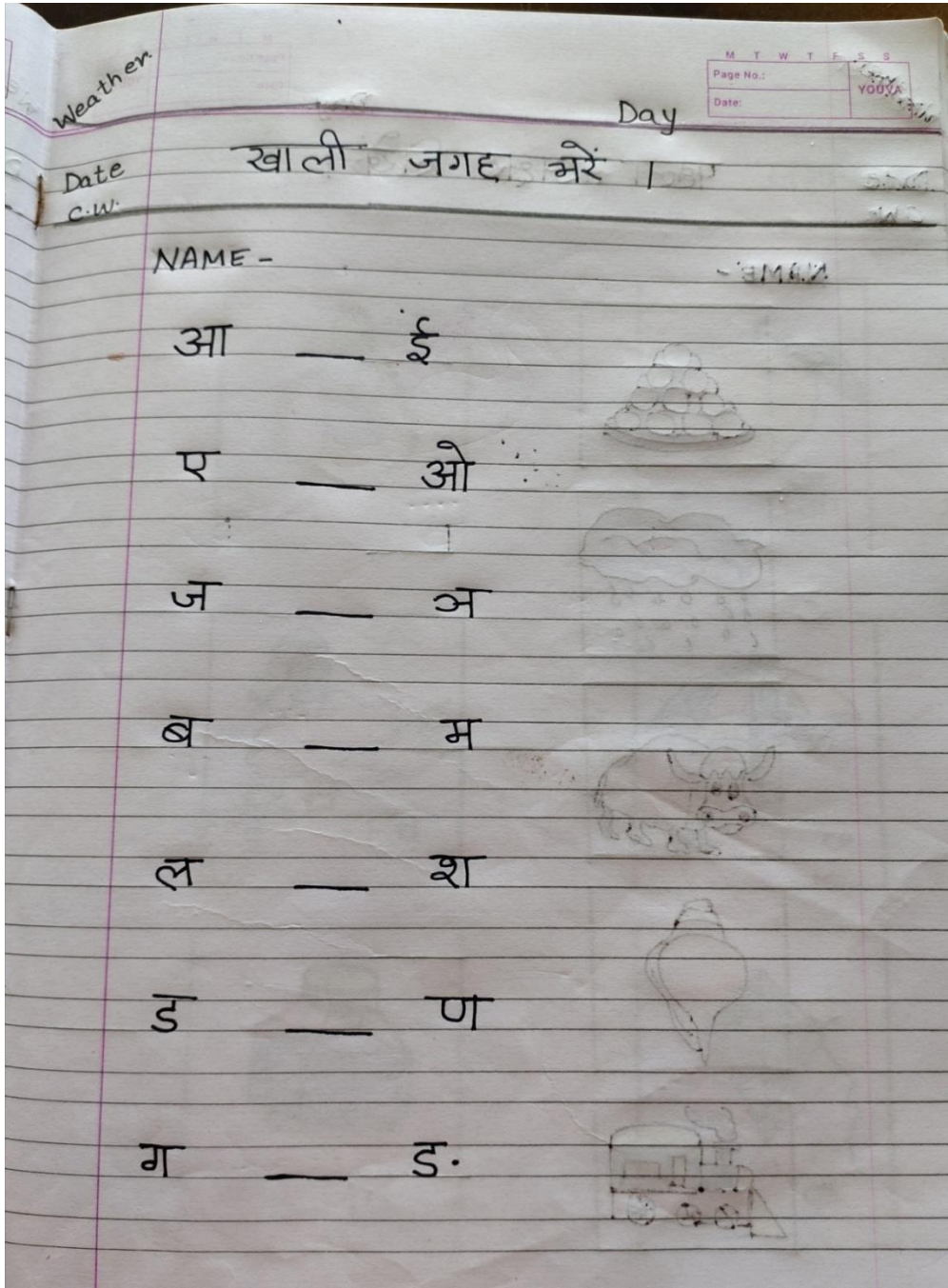
\_\_\_\_\_



\_\_\_\_\_



\_\_\_\_\_



Weather

M T W T F S S  
Page No.:  
Date: YGUYA

Day

Date  
CW

सही अक्षर (✓) निशान लगाएँ।

NAME -

- BMAI



थ र



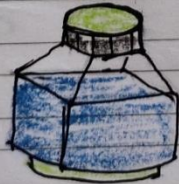
इ आ



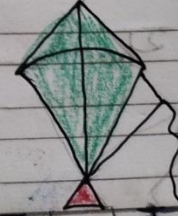
ब च



ज ङ



क ढ



प ल

2021 02 16 11:03

Weather

M T W T F S S

Page No.:

Date:

YOUVA


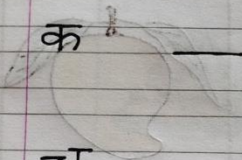
Day

Date

क से श तक


C.W.

NAME -



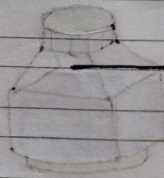
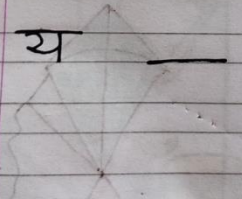
क

च



च

ट





ट

प



प

य



य

**HINDI TEXT BOOK WORK :**

Fun with hindi	pgno- 70	
Fun with hindi	pgno- 71	अक्षर य
Fun with hindi	pgno- 72	अक्षर र
Fun with hindi	pgno- 73	अक्षर ल
Fun with hindi	pgno- 74	अक्षर व
Fun with hindi	pgno- 75	अक्षर श
Fun with hindi	pgno- 76	पंक्तियाँ पूरी करें ।
Fun with hindi	pgno- 77	पहला अक्षर लिखें सही अक्षर पर निशान लगाएँ
Fun with hindi	pgno- 78	पहला अक्षर लिखें ।

**Dr. Rachana Nair**  
**Director Academics**