






CLASS : LKG  
DATE : 21.10.21 to 13.11.21

SUBJECT	ASSIGNMENT
ENGLISH	<p><b>Instructions to be followed:</b></p> <ul style="list-style-type: none"><li>• Work to be done in the English note book.</li><li>• Kindly read the letters with correct pronunciation and proper voice modulation as done by the teacher in the online class.</li><li>• Please ensure that your child says and write.</li><li>• Your child has to know the sound of the each letter. <b>Jolly Phonics</b>- the sounds of the letters should be thorough. We hope you have downloaded the app in your phone and the child is listening to it frequently. The child should orally be able to tell the initial letter based on the sound made. Do lot of oral drilling on this.</li></ul> <p>• According to the weather the child has to draw sunny , cloudy  or rainy  on top of the date towards the left margin as shown in the picture sent.</p> <ul style="list-style-type: none"><li>• Begin with the date on the left margin as written in the picture sent.</li><li>• Write the C.W. or H.W. below the date written.</li><li>• The child has to write exactly the way it is written in the work shown in the picture sent, in correct formation .</li><li>• As we all know drawing needs a lot of practice hence the parents are requested to help their child to learn to draw pictures.</li></ul> <p><b>Note:</b> The parent has to make the child do the work in front of them following each instruction very seriously or else the work will be dirty and will not be as expected. Please let the child complete the work on their own. Parents are requested to supervise their work and help in explaining whatever required but please don't write for them.</p> <p><b>Fun with Letters Book 2</b></p> <ul style="list-style-type: none"><li>• <b>Page no-</b> 92 to 99,111to 132to be done in the text book. (Kindly read the letters with correct pronunciation and proper voice modulation as done by the teacher in the online class.) Revision - <b>Page no-</b> 25 to 31</li></ul>

Notebook work

Weather

Date: / / day

Page No.:

Date: / / day

Date C.W

Write a-z

Name

a b c d e f

g h i j k l

m n o p q r

s t u v w y

z

Weather

Page No.:

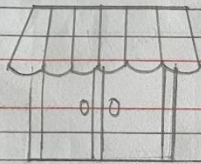
Date: / /

Day

Date Write the first sound of the

c.w given pictures

Name





Weather

Page No.:

Date: / /

Day

Date Match the letter sound to the


c.w picture

Name

z




q



x

w



y

y

Weather

Page No.:

Date: / /

Day

Date  
CW

# Word bank

Name

jam

jet

jug

jog

job

jig

jab

jot

Weather

Page No. \_\_\_\_\_

Date : / / Day

Date  
c.w

Word bank

Name

zip

wag

web

wet

wig

win

van

vet



Weather

Page No.:

Date: / / Day

Date  
C/W

# Word bank

Name

yet

yes

ox

fox

box

tax

fix

mix

Weather

Page No.:

Date: / /

Day

Date  
c.w

Say and write

Name

A

B

C

D

E



Weather

Page No.:

Date: / /

Day

Date

Say and write

Name

F	G	H	I	J
---	---	---	---	---

Weather

Page No.:

Date: / / Day

Date:   
 c.w Write A - J



Name

A B C D E


F G H I J

**MATHS**

**Instructions to be followed:**

- Children have to say 1-50 orally.
- Children should be able to write and recognize numbers 1-50
- Always remember to leave a line while writing the numerals.
- According to the weather the child has to draw sunny , cloudy  or rainy



-  on top of the date towards the left margin as shown in the picture sent.
- Begin with the date on the left margin as written in the picture sent.
- Write the C.W. or H.W. below the date written.
- The child has to write in the correct formation as shown in the notebook work

**Note:** The parent has to make the child do the work in front of them following each instruction very seriously or else the work will be dirty and will not be as expected. Please let the child complete the work on their own. Parents are requested to supervise their work and help in explaining whatever required but please don't write for them.

**Page numbers: 26,27,92,98,113,114,115  
(to be done in the maths text book.)**

**Notebook work:**




Weather

Day

Date Revision

c.w Fill in the missing numbers.

Name



1	3		
	7		10
		14	
16			20
	22		

Weather

Day

Date Revision

c:w Write the number that comes,

Name

After	Before	Between
19	21	29 31
24	10	6 8
7	30	17 19
13	9	25 27
28	15	2 4
4	11	13 15

Weather

Day

Date Revision

c.w Write the number that comes.

Name

After	Before	Between
19	21	29 31
24	10	6 8
7	30	17 19
13	9	25 27
28	15	2 4
4	11	13 15



Weather

Day

Date Revision

C.W Number names

Name

4 -

1 -

3 -

5 -

2 -

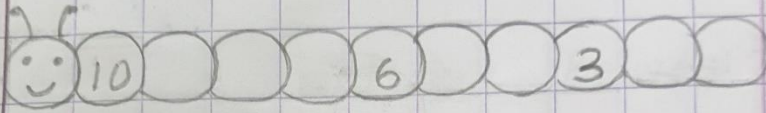
Weather

Day

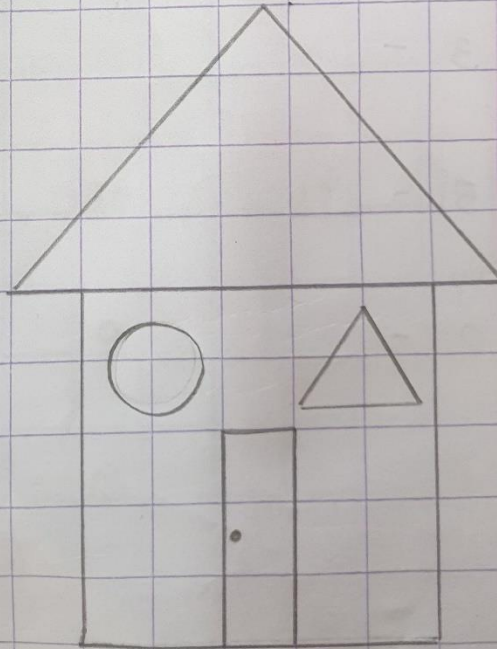
Date Revision

c.w Backward Counting

Name



Colour the triangles  $\triangle$





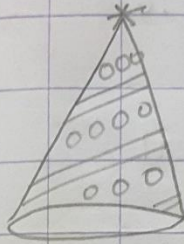
Weather

Day

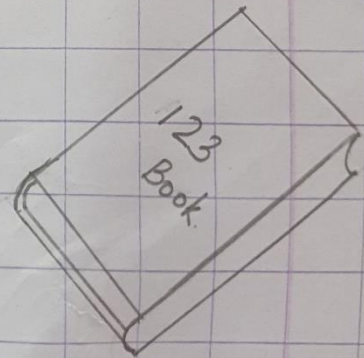
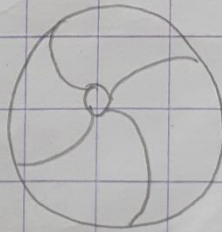

Date Circle the things that look like square

C.W

Name



Circle the things that look like rectangle





Weather

Day

Date Backward counting 20-1

CW

Name

20 19 18 17 16

15 14 13 12 11

Weather

Day


Date Name the shapes

c.w

Name



- Circle



- Triangle



- Square



- Rectangle

Weather

Day

Date

Write 1-50

C.W

Name

1 2 3 4 5 6 7 8 9 10

11 12 13 14 15 16 17 18 19 20

21 22 23 24 25 26 27 28 29 30

31 32 33 34 35 36 37 38 39 40

41 42 43 44 45 46 47 48 49 50



Weather

Day

Date Backward counting 20-1

C.W

Name

20	19	18	17	16
15	14	13	12	11
10	9	8	7	6
5	4	3	2	1

Weather

Day

Date

Write the missing numbers.

C.W

Name:

— 32 — — 35 —

37 — — 40 — 42

— 44 — — 47 —

49 —

**G.A**

**Instructions to be followed:**

- Make your child **learn** the following topics.
- Do not make them write.
- Do lot of oral drilling.
- **Learn from the following Page numbers given.**

**Ch-15 Community Helpers** ( Page no-17)

**Ch – 18 My Birthday Party** ( Page no-20)

**Revision for Final Term Round Test -1**

**Ch-12 Birds** ( Page no-15)

**Ch-13 Flowers** ( Page no-15)

**Ch-14 Vehicles** ( Page no-16)

**Ch-10 Young Ones** ( Page no-12)

**Dr. Rachana Nair**  
**Director Academics**