



CLASS : III  
DATE : 6.10.21 to 31.10.21

SUBJECT	ASSIGNMENT												
MATHS	<p><b><u>CH- 10 MEASUREMENT OF CAPACITY</u></b></p> <p><b>Notebook work-</b> concept map, Ex 10.1, Ex 10.2, Ex 10.3 (Q no 2), Ex 10.4 (Q no 2), Ex 10.5, Test zone (pg no. 135, 136), Mental maths (pg no. 136) <b>Text book work</b> – Let’s recall, Ex 10.3 (Q no 1), Ex 10.4 (Q no 1)</p> <p><b><u>Activity to be done in the Mathematics notebook</u></b></p> <p>Draw or paste pictures of equipments showing the comparison of capacity of different measuring containers.</p> <p><b><u>CH- 11 MONEY</u></b></p> <p><b>Notebook work-</b> concept map, Ex 11.2, Ex 11.3 (Q no 2 and 3), Ex 11.4 (Q no 2 and 3) <b>Text book work</b> – Let’s recall, Ex 11.1, Ex 11.3 (Q no 1), Ex 11.4 (Q no 1) <b>Activity-</b>Paste fake notes and coins</p> <p><b><u>Extra questions to be done in the maths notebook:</u></b></p> <ol style="list-style-type: none"><li>Convert the following:<ol style="list-style-type: none"><li>8560 mL into litres and milliliters</li><li>8 L 40 mL into millilitres</li></ol></li><li>Arrange and add:-<ol style="list-style-type: none"><li>43 L 675 mL and 56 L 234 mL</li></ol></li><li>Arrange in columns and find the difference:-<ol style="list-style-type: none"><li>45 L 560 mL and 22 L 289 mL</li></ol></li></ol> <p><b><u>Project work to be done in Maths notebook</u></b></p> <p>Ch 15 – Data Handling Ex- 15.2 Qn No – 1,2</p>												
SCIENCE	<p><b>CH-7 PARTS OF A PLANT</b></p> <p><b>Read the chapter thoroughly</b> <b>Learn &amp; write the words in the notebook:</b></p> <table border="0"><tr><td>pomegranate</td><td>fibrous</td><td>veins</td></tr><tr><td>chlorophyll</td><td>leaf blade</td><td>edible</td></tr><tr><td>germination</td><td>nutrients</td><td>warmth</td></tr><tr><td>coriander</td><td>minerals</td><td>broccoli</td></tr></table> <p><b>Let’s understand pg 54</b></p> <p><b><u>A. Fill in the blanks.</u></b></p> <ol style="list-style-type: none"><li>The part of the plant that grows below the ground is called <b><u>root</u></b>.</li><li>A <b><u>fibrous</u></b> root appears bushy and has no main root</li><li>The <b><u>stem</u></b> carries water and food to all parts of a plant.</li><li><b><u>Chlorophyll</u></b> helps leaves to absorb light.</li><li>Most flowers change into <b><u>fruits</u></b>.</li></ol> <p><b><u>B. Choose the correct options:</u></b></p> <ol style="list-style-type: none"><li>Roots of which of these plants are eaten by us?<ol style="list-style-type: none"><li>spinach and mint</li><li><b>radish and carrot</b></li><li>potato and ginger</li><li>onion and mint</li></ol></li></ol>	pomegranate	fibrous	veins	chlorophyll	leaf blade	edible	germination	nutrients	warmth	coriander	minerals	broccoli
pomegranate	fibrous	veins											
chlorophyll	leaf blade	edible											
germination	nutrients	warmth											
coriander	minerals	broccoli											

2. Which of these parts of a plant grow on stem?  
a. leaves   b. buds and flower   c. fruits   d. **all of these**
3. Which substance gives leaves a green colour?  
a. veins   b. lamina   c. stomata   d. **chlorophyll**
4. Which of these roots does grass have?  
a. taproot   b. **fibrous root**   c. beetroot   d. long root
5. Which part of the plant becomes a fruit?  
a. leaf   b. bud   c. **flower**   d. seed
6. Which of the following is the gas given out by leaves?  
a. nitrogen   b. **oxygen**   c. carbon   d. air
7. Which of these are edible seeds?  
a. wheat and rice   b. corn and bean  
c. cumin and black pepper   d. **all of these**
8. Which of the following is a flower that we eat?  
a. banana   b. **broccoli**   c. ginger   d. cabbage

**C. Give one word for the following:**

1. The part of the plant that is above the ground shoot
2. A root system in which there is a main root and many small roots growing from it- tap root
3. Thick and strong stem of a tree trunk
4. The flat surface of a leaf leaf blade
5. The process by which a seed grows into a new plant- germination

**D. Give two examples for the following:**

1. Plants with taproots- bean, mustard
2. Plants with fibrous roots- grass, wheat
3. Stems that we eat- potato, sugarcane
4. Flowers that we eat- cauliflower, broccoli
5. Edible seeds- rice, corn

**E. Answer the following question:**

**1. What is a taproot?**

Ans. Taproot consists of a main thick root from which small roots grow.

**2. Give any two functions of roots.**

Ans. The two functions of roots are:

- a) It helps the plant stay fixed to the soil
- b.) It takes in water and minerals from the soil, which are used by the plant for making food.

**3. Give any three functions of stem.**

Ans. The three functions of stem are:

- a.) It keeps the plant upright and straight.
- b.) Leaves, buds, flowers and fruits grow on the stem.
- c) The stem carries water, nutrients and food to different parts of the plant.

**4. What are edible seeds? Name two seeds used as spices.**

Ans. Seeds that can be eaten by us are called edible seeds.

Two seeds used as spices are mustard and cumin.

**5. What is germination? What do seeds need for germination?**

Ans. The process by which a seed grows into a new plant is called germination.

Seeds need air, water and warmth for germination.

**Project:-**

Paste the different phases of the moon .

## विषय-हिन्दी साहित्य एवं भाषा

**सामान्य निर्देश-**

- सभी कार्यों को सुंदर लिखावट के साथ पूरा लिखें।
- वर्तनी पर ध्यान दें।
- 

**हिन्दी साहित्य- कोयल**

1. कोयल का चित्र बनाकर रंग भरें।
2. सुंदर अक्षरों में कविता उत्तरपुस्तिका में लिखें और याद करें।
3. कठिन शब्द (दो बार उत्तरपुस्तिका में लिखें)

मिसरी	संदेशा	मिठास	सिखलाई	उड़ना	मेघों
प्यासी	माँगती	माँ	मीठी	चिड़िया	रानी

**4. शब्दार्थ- (उत्तरपुस्तिका में लिखें और याद करें)**

1. मेघ = बादल	2. डाल = डाली	3. संदेशा = खबर
---------------	---------------	-----------------

**HINDI**

5. सही उत्तर पर ठीक का चिह्न लगाइए। (विद्यार्थी स्वयं पुस्तक में करें)

6. कविता की पंक्तियाँ पूरी करें। (विद्यार्थी स्वयं पुस्तक में करें)

7. निम्न प्रश्नों के उत्तर लिखें। (उत्तरपुस्तिका में लिखें)

क. कोयल की बोली कैसी होती है?

उत्तर- कोयल की बोली मीठी होती है।

ख. कवयित्री कोयल से क्या सच बताने को कहती है?

उत्तर- कवयित्री कोयल से यह सच बताने को कहती है कि वह किसका संदेशा लाई है।

ग. कोयल मेघों से क्या माँगती होगी?

उत्तर- कोयल मेघों से वर्षा-जल माँगती होगी।

घ. कोयल को मीठी बोली किसने सिखाई होगी?

उत्तर- कोयल को मीठी बोली उसकी माँ ने सिखाई होगी।

ड. कोयल क्यों भली है?

उत्तर- कोयल इसलिए भली है क्योंकि वह सदा से अपनी माँ कि बात मानती आई है।

च. कोयल को 'चिड़ियों कि रानी' क्यों कहा गया है?

उत्तर- कोयल सब चिड़ियों में श्रेष्ठ है। वह सदा अपनी माँ कि बात मानती है इसलिए उसे चिड़ियों कि रानी कहा गया है।

**क्रियात्मक गतिविधि-** कोयल के बारे तीन वाक्य लिखें।

**हिन्दी भाषा-** पर्यायवाची शब्द (जल-आँख), क्रिया, पशु-पक्षियों की बोलियाँ

**पर्यायवाची शब्द-** जल से आँख तक (pg no-55)

निम्न पर्यायवाची शब्दों को अपने उत्तर-पुस्तिका में लिखें और याद करें।

जल - पानी, नीर, अंबु, वारि

पुष्प - फूल, कुसुम, प्रसून, सुमन

बाग- उपवन, वाटिका, बगीचा

तन- शरीर, बदन, काया

मित्र- सखा, दोस्त, मीत,

बेटा- पुत्र, तनय, सुत

बेटी- पुत्री, तनया, सुता

नदी- तटिनी, सरिता, तरंगिनी

पर्वत- पहाड़, नाग, गिरि, शैल

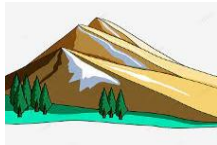
घर- आलय, गृह, सदन

माँ- माता, अंबा, जननी


आँख- नेत्र, नयन, लोचन

### अभ्यास

1. चित्र देखकर पर्यायवाची शब्द लिखें।



- .....



.....



- .....




.....



.....

### क्रिया

परिभाषा- जिस शब्द से किसी काम के करने या होने का पता चले, उसे क्रिया कहते हैं।  
उदाहरण- लिखना, खाना, दौड़ना आदि।



लड़का पतंग उड़ा रहा है।



लड़का नाच रहा है।

### अभ्यास

1. सोचिए और बताइए। (मौखिक)
  2. नीचे लिखे वाक्यों में से क्रिया शब्द ढूँढकर लिखिए। (उत्तरपुस्तिका में विद्यार्थी स्वयं लिखें)
  3. नीचे दी गई क्रियाओं के उचित रूप से वाक्य को पूरा करें। (उत्तरपुस्तिका में लिखें)
    1. किसान अपनी फसल काट रहा है । (काट)
    2. मूसलाधार वर्षा हो रही है । (हो)
    3. आकाश में तारे चमक रहे हैं । (चमक)
    4. मेरी गाड़ी चलते-चलते अचानक रुक गई । (रुक)
    5. नेता जी ने झंडा फहराया । (फहरा)
    6. शिवांगी गाना सुन रही है । (सुनना)
  4. नीचे दिए गए चेहरों के हाव-भाव पहचानकर क्रियाएँ लिखिए। (पुस्तक में स्वयं करें)
  5. नीचे दिए अनुच्छेद में प्रयुक्त क्रियाओं को रेखांकित कीजिए। (पुस्तक में स्वयं करें)
- क्रियाकलाप- क्रिया से संबन्धित कोई 5 चित्र बनाकर या चिपकाकर वाक्य लिखें और क्रिया शब्द को रंगीन करें।

## पशु-पक्षियों की बोलियाँ

नीचे कुछ पशु-पक्षियों की बोलियाँ दी गई हैं, उसे उत्तर-पुस्तिका में लिखें।

पशु-पक्षी	बोलियाँ
कुत्ता	भौंकना
गधा	रेंकना
मेढक	टर्रना
बिल्ली	म्याऊँ-म्याऊँ
गाय	रंभाना
बकरी	मिमियाना
शेर	दहाड़ना
घोड़ा	हिनहिनाना
साँप	फुफकारना
हाथी	चिंघाड़ना
ऊँट	बलबलाना
कबूतर	गुटर- गूँ
कौआ	काँव-काँव
चिड़िया	चहचहाना
मोर	मेऊ-मेऊ
कोयल	कूकना
मुरगा	कुकड़-कू
मक्खी	भिनभिनाना
भँवरा	गुंजारना
तोता	टें-टें
उल्लू	घुघुआना
हंस	कूजना

पृष्ठ संख्या - 88 पुस्तक से पढ़ें।

अभ्यास कार्य

1. पुस्तक में स्वयं करें।

**क्रियाकलाप-** किन्ही 4 पशु-पक्षियों के चित्र चिपकाकर या बनाकर उनकी बोलियाँ लिखें।

**ENGLISH LANGUAGE.**

**Topic - Simple Past tense (Ch-10)**

1. **Circle the verbs in the simple past tense:-**

- a. Mohit tasted the curry.
- b. The dog barked loudly.
- c. Mother closed the window.
- d. The girl jumped over the road.
- e. Michael played checkers.

2. **Complete the sentences by adding -d or -ed to the verbs:-**

- a. The tiger \_\_\_\_\_ into the pond. (jump)
- b. They \_\_\_\_\_ cricket last week. (play)
- c. Rajat \_\_\_\_\_ his room yesterday. (clean)
- d. I \_\_\_\_\_ my birthday party. (enjoy)
- e. Rohan \_\_\_\_\_ to school the day before yesterday. (walk)

3. **Rewrite the sentences in the negative form:-**

- a. I played cricket on Monday.
- b. Father watched the football match.
- c. We cooked Indian food.
- d. He can speak English.
- e. Summer showers are expected.

4. **Write questions using Who?, What?, or Which?:**

- a. Somebody stayed with their cousins last week. (Ask who)
- b. The Duronto Express is running late. (Ask which)
- c. Something happened at school last Friday. (Ask what)
- d. He is the best footballer in the town. (Ask who)
- e. My favorite color is pink. (Ask what)

**ENGLISH**

**Note- The above exercises to be done in the notebook.**

**Exercises to be done in Grammar Land:-**

Ex- A, B, C (pg 54), Ex- D (pg 55, 56), Ex- E (pg 57), Ex- F & G (pg 58), Ex- H (pg 59)

**Project- Make a PPT On Tenses ( Simple , Present Continuous & Past) (min. 8 slides)**

**Link for the video:- <https://youtu.be/KFIXfXOFwPA>**

**ENGLISH LITERATURE**

**TOPIC – PHILEMON AND BAUCIS ( PROSE Ch. – 6 )**

**Link for the video:- <https://youtu.be/Y5v080qhlgg>**

**ACTIVITY: HOW CAN YOU BE HELPFUL? Describe TWO ways in which you can be helpful. ( Pg 92 EA , To be done in textbook)**

**Project- Garage Sale**

Paste pictures of the things that you would like to put up for sale with the sale price. Write 2 – 3 sentences on what would you do with the money you get from the sale. Refer pg 103 (EA) To be done on a chart paper.

**WORD BANK:-**

1. couple
2. wicked
3. vines
4. pastures
5. weary
6. exhaustion
7. supper
8. pitcher

**SYNONYMS:-**

1. exhaustion: tiredness
2. festive : merry
3. pitcher : a large jug.

**ANTONYMS:-**

1. high x low
2. wicked x virtuous
3. selfish x generous
4. tired x energetic, fresh
5. best. x worst
6. never x always
7. whisper x shout
8. stranger x familiar, friend

**TRUE/FALSE:-**

1. The people of the village were kind and helpful.
2. The strange travellers asked the villagers for food and a place to sleep.
3. The selfish villagers set their dogs after the strangers.
4. The dishes the strangers touched turned into silver.
5. Philemon and Baucis had eaten very less as they saved their best food for the strangers.
6. The strangers were actually gods in disguise.

**FILL IN THE BLANKS:**

1. Philemon and Baucis were a \_\_\_\_\_ couple.
2. They had many \_\_\_\_\_ from which they gathered grapes.
3. One evening two strangers came to the \_\_\_\_\_.
4. \_\_\_\_\_ washed the feet of strangers.
5. \_\_\_\_\_ and \_\_\_\_\_ slept upon the floor.
6. Zeus, the \_\_\_\_\_ god had spoken to them.

**GIVE ONE WORD ANSWERS:**

1. Which country did PHILEMON and BAUCIS belong to ?  
☆ Greece.
2. Where did Philemon and Baucis live ?  
☆ A hut.
3. What did they get from the bee hives ?  
☆ Honey.
4. Who turned the strangers out ?  
☆ The villagers.
5. Who is ZEUS ?  
☆ The Sun God .
6. What did their hut change into ?  
☆ A Castle.



### QUESTION/ANSWERS:

1. "Baucis, these men need food. They are tired and hungry."

i. Who are these men' in the above lines ?

☆ The men in the above line are the two strangers.

ii. Why have they come to the speaker's hut ?

☆ They have come to the speaker's hut to ask for some food and a place to sleep. iii. How did the other villagers treat them ?

☆ The other villagers turned them out and set their dogs after them.

2. ' we thank you, and whatever you wish shall be yours.'

i. Why is the speaker thanking Philemon and Baucis?

☆ The speaker is thanking Philemon and Baucis for their wonderful hospitality. Philemon and Baucis had provided them delicious food to meet their hunger and a cozy bed to have a peaceful sleep at night.

ii. How does the speaker reward Philemon and Baucis ?

☆ The speaker rewards Philemon and Baucis by turning their hut into a beautiful castle. iii. Write another word for wish .

☆ Another word for wish is desire.

3. How did Baucis realize that the strangers were gods?

☆ Baucis realised that the strangers were Gods , when they saw that their little hut was changed into a beautiful castle , as they knew that only Gods can do such miracles.

### MAKE SENTENCES:-

1. stranger -

2. selfish -

3. castle

4. helpful -

5. tired -

### JUMBLED WORDS:-

1. rptihce – pitcher

4. tapusers - pastures

2. etacls. castle

5. stfivee - festive

3. kicewd. – wicked

**Note- The above exercises to be done in the notebook.**

## CHAPTER- 17 THE STORY OF MAN'S PROGRESS

**1 . Read the chapter and underline the difficult words & write their meanings in the notebook**

**2. Write the key words along with their meanings in the s.st. note-book.**

**3. Do the exercise: A. Tick the correct answer.**

**B. Fill in the blanks.**

**C. Write True or False.**

**D. Answer the following questions:**

**1. Why did early man start settling down near rivers?**

Ans: Early man started settling down near rivers because he needed fertile land and water to grow more plants. Such places were mostly found near rivers.

**2. What did early man use to dig the ground to sow seeds?**

**SOCIAL  
STUDIES**

Ans: Early man used stones and bones to dig the ground to sow seeds.

**3. Why did early man tame horses and donkeys?**

Ans: Early man tamed horses and donkeys to carry heavy objects. Horses were also used for riding.

**4. How did the invention of wheel help early man?**

Ans: The invention of wheel helped early man as: (i) It made travelling on land easier and faster. (ii) Man used the wheel for pottery of clay etc.

**E. Extra questions and answers:**

**1. How did the discovery of fire helped the early man?**

Ans: The discovery of fire brought a great change in early man's life. He began to cook food, light his caves and scare away animals.

**2. How did the early man get an idea of farming?**

Ans: The early man used to throw the seeds on the ground after eating fruits. He noticed that the seeds which he threw away on the ground had grown into small plants. This gave him the idea of farming.

**3. What was the first animal to be tamed by the early man? How did it help him?**

Ans: The dog was the first animal to be tamed by the early man. It helped him to hunt other animals and guarded him from wild animals. 4. How did the early man make the wheels? Ans: The early man made the wheels by cutting small round pieces from tree trunks.

**Chapters:-** Fictions World [pg 46-47]  
Abbreviations [pg 54]  
Toon Books [pg 72]  
Child Celebrities [pg 12]  
Dancing Beats [pg 21]

**Fictions World**

**Here are some popular books you would love to read:-**

1. **'Swami and Friends'** by R.K. Narayan is a story about a 10 year old boy named Swaminathan and his life at Albert Mission school in Malgudi.
2. **'Harry Potter'** series by J.K. Rowling. The Potter saga begins with Harry joining the Hogwarts School of witchcraft and wizardry.
3. In **'Tom Brown's Schooldays'** by Thomas Hughes, Tom is an intelligent boy who prefers sports and athletics to study.
4. **'The Adventures of Tom Sawyer'** by Mark Twain, is a novel about a young boy growing up along the Mississippi river, who always seems to get into trouble.
5. **'Matilda'** by Roald Dahl, is a book about a girl's dream which comes true and she is sent to school, Matilda soon meets Miss.

**Quick Warm-Up:**

1. In Lauren Child's Charlie and Lola books, what is the name of Charlie's best friend?

Ans: Maru

2. Who are Harry's friends in the Harry Potter series by J.K. Rowling?

Ans: Ron and Hermione

G.K

3. Which of these is not a work of Charles Dickens?

Ans: Adventures of Huckleberry Finn.

### **Abbreviations**

**Fill in the missing blanks.**

1. MBBS Bachelor of medicine, Bachelor of surgery.
2. UNICEF United Nations International Children's Emergency Fund
3. LIC Life insurance corporation.
4. PDF Portable Document Format
5. DOS Document Operating System
6. WHO World Health Organisation
7. ASAP As soon as possible
8. UNO United National Organizations
9. CEO Chief executive officer
10. FAO Food and Agriculture Organisation
11. ATM Automated teller machine
12. PAN Permanent account number
13. ISRO Indian space research organization
14. GPRS General packet radio service

### **Toon Books**

**The greatest comic book quotes ever!**

A list of some of the well-known characters is given below, read and write which comic book they are from.

1. "Fun isn't something one considers when balancing the universe. But this.... does put a smile on my face." Thanos.
2. "Criminals are a superstitious and cowardly lot, so my disguise must be able to strike terror into their hearts. I must be creative at night, black, terrible... a... a... a bat!"  
Batman.
3. Disciple of peace and love!" Wonder women.
4. No one can win every battle, but no man should fall without a struggle  
Spiderman.
5. Heroes are made by the paths they choose, not the powers they are graced with Iron man.

### **Child Celebrities**

**There are some actors who became child celebrities from the world of entertainment, do you know them?**

1. Made his debut as a cute silent sikh-kid in Kuch Kuch Hota Hai.  
Parzan Dastur
2. Starred in all Harry Potter Series. Daniel Radcliffe
3. Acted as Harry's best friend in the series. Emma Watson
4. Made his debut in Stanley Ka Dabba as Stanley. Partho Gupte
5. Well-known for his blockbuster Christmas film Home Alone.  
Macaulay Culkin
6. Played as Ishaan Awasthi in Taare Zameen Par. Darsheel Safary
7. Munni with Salman Khan in Bajrangi Bhaijaan. Harshaali Malhotra


### Dancing Beats

- a. odissi dance form is known for its style and the independent movement of head. 1
- b. The mohiniyattam is a popular dance form with drama in dance, performed with subtle gestures and footwork. 6
- c. This dance form is more religious, narrates the stories of Radha and Krishna. 5
- d. Dancers of this dance form, from Tamil Nadu wear silk sarees made of Kanchipuram silk. 3
- e. This is more like a dance drama, it is based on carnatic music. 4
- f. Dance theme is based on the Raslila act of Radha and Krishna. 2

### **PAPER CUTTING PATTERN**

Work to be done : **Complete page 25**  
as per instruction given in your drawing book.

**DRAWING**



**Dr. Rachana Nair**  
**Director Academics**