






CLASS : UKG
DATE : 21.10.21 to 13.11.21

SUBJECT	ASSIGNMENT
ENGLISH	<p>Instructions to be followed:</p> <ul style="list-style-type: none">• Work to be done in the English note book.• Kindly read the letters with correct pronunciation and proper voice modulation as done by the teacher in the online class.• Please ensure that your child says and write.• Your child has to know the sound of the each letter. Jolly Phonics- the sounds of the letters should be thorough. We hope you have downloaded the app in your phone and the child is listening to it frequently. The child should orally be able to tell the initial letter based on the sound made. Do lot of oral drilling on this. <p>• According to the weather the child has to draw sunny , cloudy  or rainy </p> <p>on top of the date towards the left margin as shown in the picture sent.</p> <ul style="list-style-type: none">• Begin with the date on the left margin as written in the picture sent.• Write the C.W. or H.W. below the date written.• The child has to write exactly the way it is written in the work shown in the picture sent, in correct formation .• As we all know drawing needs a lot of practice hence the parents are requested to help their child to learn to draw pictures. <p>Note: The parent has to make the child do the work in front of them following each instruction very seriously or else the work will be dirty and will not be as expected. Please let the child complete the work on their own. Parents are requested to supervise their work and help in explaining whatever required but please don't write for them.</p> <p>My Grammar Book Page no- 32 to 34 to be done in the text book.</p> <p>Fun with Letters</p> <ul style="list-style-type: none">• Page no- 17 to be done in the text book. (Kindly read the letters with correct pronunciation and proper voice modulation as done by the teacher in the online class.) <p>Notebook work</p>

Weather

Date
C.W

Date:

7/11/21

Say and Write

Name _____

her

herb

ladder

her

herb

ladder

her

herb

ladder

her

herb

ladder

her

herb

ladder

letter

singer

corner

letter

singer

corner

letter

singer

corner

letter

singer

corner

letter

singer

corner

Date
C.W

Say and Write

Name _____

dinner

longer

winter

dinner

longer

winter

dinner

longer

winter

dinner

longer

winter

dinner

longer

winter

summer

under

summer

under

summer

under

summer

under

summer

under

weather

M T W T F S S	
DATE	YOUVA
NAME	

Date
C.W

Write the missing sounds.

Name _____



lett _____



hang _____



ladd _____



zipp _____



hamm _____



h _____



long _____

weather

Page No.:


Date:

YOUVA

Date
C/W

Cross out the picture that does not have an er sound.

Name _____



weather

Date
C.W


M T W T F S S
Page No.:
Date: YOUVA

Position Words

Name _____

Mind map

Tell where something is!



Date
C.W

Fill in the blanks with 'in'.

Name _____

1.



The eggs are _____ the basket.

2.



The mug is _____ the tub.

3.



The fish is _____ the water.

4.



The rat is _____ the cup.

5.



The ball is _____ the box.

6.




The flower is _____ the pot.


weather


Date
c.w


Fill in the blanks with 'on'.


Name _____


1.  The cat is _____ the table.

2.  The book is _____ the chair.

3.  The book is _____ the table.

4.  The bird is _____ the tree.






5.  The dog is _____ the mat.

6.  The eggs are _____ the plate.

Date
c.w

Fill in the blanks with under.

Name

1.  The girl is _____ the umbrella.2.  The ball is _____ the table.3.  The rat is _____ the lamp.4.  The mango is _____ the tree.5.  The cat is _____ the chair.6.  The dog is _____ the car.

Date
C.W

Fill in the blanks with in/on/under.

1.



The dog is _____ the tree.

2.



The flowers are _____ the basket.

3.



The cat is _____ the table.

4.



The bird is _____ the car.

5.



The water is _____ the glass.

6.



The butterfly is _____ the flower.

Instructions to be followed:

- Make your child **learn** the following topics .
- Do not make them write .
- Do lot of oral drilling .
- **Learn from the following Page numbers given.**

G.A

Revision of

Chapter - 17 Birds, 18-Flowers,19- Insects ,20-Vehicles ,21-Our Food,
22- Community Helpers

Ch -23 Cleanliness (Page no-26)



Ch-24 Good Habits (Page no-27)

Ch-25 Indoor Games (Page no-28)

Ch-26 Outdoor Games (Page no-29)

Instructions to be followed:

- Children have to say 1-90 orally.
- Children should be able to write and recognize numbers 1-90
- Always remember to leave a line while writing the numerals.

- According to the weather the child has to draw sunny  , cloudy  or rainy



on



top of the date towards the left margin as shown in the picture sent.

- Begin with the date on the left margin as written in the picture sent.
- Write the C.W. or H.W. below the date written.
- The child has to write in the correct formation as shown in the notebook work

MATHS

Note: The parent has to make the child do the work in front of them following each instruction very seriously or else the work will be dirty and will not be as expected. Please let the child complete the work on their own. Parents are requested to supervise their work and help in explaining whatever required but please don't write for them.

Page numbers: 80, 96,109,110,117,131,132,133
(to be done in the maths text book.)

Notebook work:

weather				Day
Date:	Write 1 - 80			
CW	Name -			
	T 0	T 0	T 0	T 0
	1	11	21	31
	2	12	22	32
	3	13	23	33
	4	14	24	34
	5	15	25	35
	6	16	26	36
	7	17	27	37
	8	18	28	38
	9	19	29	39
	10	20	30	40

weather				Day
Date:				
CW				
	T 0	T 0	T 0	T 0
	41	51	61	71
	42	52	62	72
	43	53	63	73
	44	54	64	74
	45	55	65	75
	46	56	66	76
	47	57	67	77
	48	58	68	78
	49	59	69	79
	50	60	70	80

weather	Date		Addition		Day
	Name -				
	T O	T O	T O		
	7 2	3 3	4 6		
	+ 2 0	+ 4 4	+ 2 2		
	<hr/>				
	T O	T O	T O		
	1 1	7 5	7 6		
	+ 1 8	+ 2 4	+ 1 3		
	<hr/>				

weather	Date		Subtraction		Day
	C.W.				
	Name -				
	T O	T O	T O		
	7 4	2 6	9 9		
	- 1 2	- 1 4	- 1 3		
	<hr/>				
	T O	T O	T O		
	5 8	4 8	5 7		
	- 1 7	- 3 6	- 2 4		
	<hr/>				

weather

Date _____ Day - _____

C:W _____

Number names (31 - 40)

Name - _____

31 - thirty one 38 - thirty eight

32 - thirty two 39 - thirty nine

33 - thirty three 40 - forty

34 - thirty four

35 - thirty five

36 - thirty six

37 - thirty seven



weather



Date _____ Day _____



C:W _____



Make objects related to the shapes :-

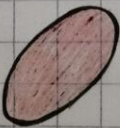
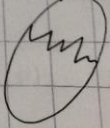
Name - _____

1.  - 

2.  - 

3.  - 

4.  - 


5.  - 


Weather _____ Day - _____


Date _____


C:W _____


Name - _____

 - t _ _ a n g _ e

 - s q _ _ r _

 - c _ r _ _ e

 - r _ c t _ n g l e

 - o _ a _

Weather _____ Day - _____

Date _____

C:W _____

Name - _____

41	<input type="checkbox"/>	38	<input type="checkbox"/>
66	<input type="checkbox"/>	49	<input type="checkbox"/>
27	<input type="checkbox"/>	77	<input type="checkbox"/>
35	<input type="checkbox"/>	20	<input type="checkbox"/>
12	<input type="checkbox"/>	3	<input type="checkbox"/>
60	<input type="checkbox"/>	19	<input type="checkbox"/>
55	<input type="checkbox"/>	69	<input type="checkbox"/>

Weather	Day -	
Date	What comes before	
C:W	Name -	
<input type="checkbox"/>	28	<input type="checkbox"/> 65
<input type="checkbox"/>	44	<input type="checkbox"/> 13
<input type="checkbox"/>	36	<input type="checkbox"/> 54
<input type="checkbox"/>	41	<input type="checkbox"/> 70
<input type="checkbox"/>	77	<input type="checkbox"/> 9
<input type="checkbox"/>	30	<input type="checkbox"/> 23
<input type="checkbox"/>	15	<input type="checkbox"/> 80

Weather	Day -	
Date	What comes between	
C:W	Name -	
34	<input type="checkbox"/>	36
77	<input type="checkbox"/>	79
29	<input type="checkbox"/>	31
41	<input type="checkbox"/>	43
55	<input type="checkbox"/>	57
18	<input type="checkbox"/>	20
48	<input type="checkbox"/>	50
1	<input type="checkbox"/>	3
67	<input type="checkbox"/>	69
30	<input type="checkbox"/>	32
15	<input type="checkbox"/>	17
13	<input type="checkbox"/>	15
22	<input type="checkbox"/>	24
10	<input type="checkbox"/>	12

Weather _____ Day - _____
Date _____ Skip counting by 2's
C.W _____
Name - _____

1. 2 4 6 8 10
12 14 16 18 20

2. 2 4 6 8 10
12 14 16 18 20

3. 2 4 6 8 10
12 14 16 18 20

Weather _____ Day - _____
Date _____ Fill in the missing numbers (count by 2's)
C.W _____
Name - _____

The caterpillar has a blue head with antennae and a smiling face. Its body consists of several green segments. The segments contain the following numbers from left to right: 2, 8, 4, and 20. There are blank segments between 2 and 8, between 8 and 4, and between 4 and 20, intended for the student to write in.

Weather		Day
Date	Put the correct sign $>$, $<$ or $=$	
c.w.		
	$56 > 40$	$78 > 33$
	$69 = 29$	$70 < 80$
	$30 < 13$	$47 < 47$
	$55 < 77$	$33 < 39$
	$19 = 14$	$76 < 37$
	$60 \geq 60$	$21 < 21$
	$39 > 36$	$31 < 41$

HINDI

INSTRUCTION TO BE FOLLOWED :

दिये गए कार्य को पेंसिल से साफ – साफ लिखें ।

अक्षरों के बनावट पर ध्यान दें ।


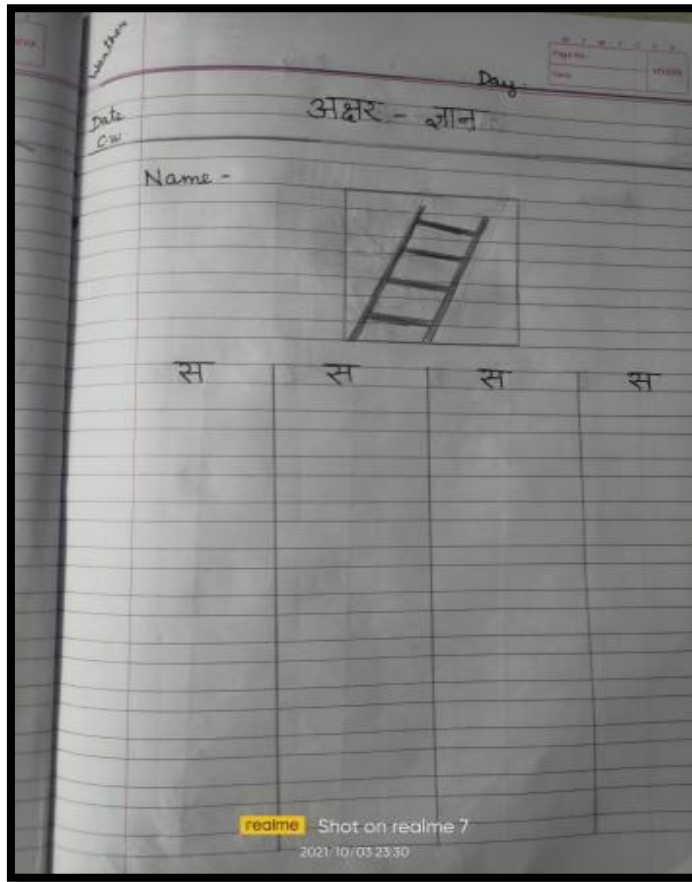
अक्षरों का अभ्यास करें ।

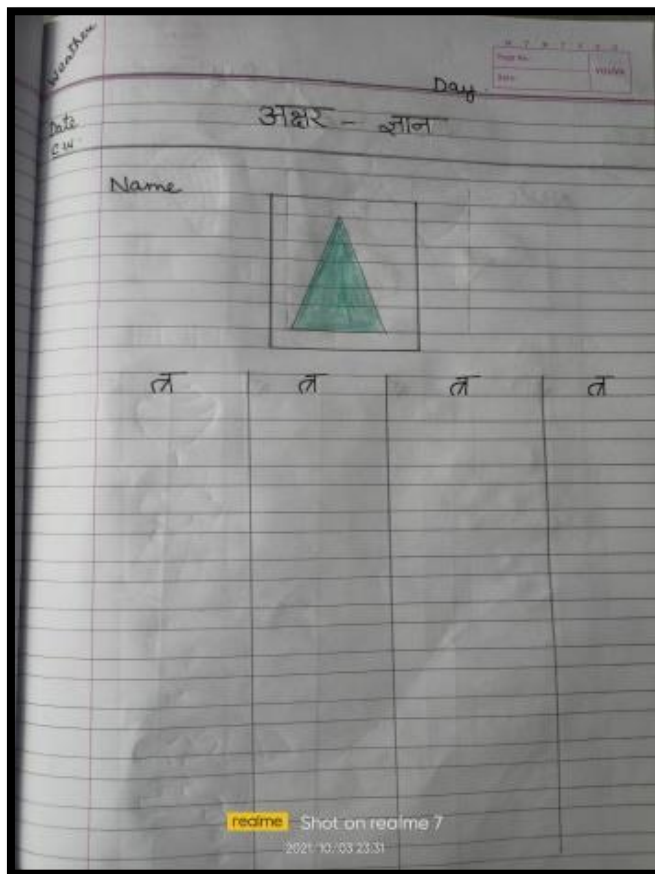

प्रत्येक पेज में दिनांक, दिन तथा नाम लिखें ।



HINDI TEXT BOOK WORK :


HINDI

Fun with hindi	pg no- 79	अक्षर ष
Fun with hindi	pg no- 80	अक्षर स
Fun with hindi	pg no- 81	अक्षर ह
Fun with hindi	pg no- 82	अक्षर क्ष
Fun with hindi	pg no- 83	अक्षर त्र
Fun with hindi	pg no- 84	अक्षर ज्ञ
Fun with hindi	pg no- 85	खाली जगह भरें ।
Fun with hindi	pg no- 86	खाली जगह भरें ।
Fun with hindi	pg no- 87	मिलान करें ।
Twinkling Stars	pg no- 16,17	अक्षर ष , स , ह , क्ष , त्र , ज्ञ ।









Dr. Rachana Nair
Director Academics