




KERALA PUBLIC SCHOOLS
ACADEMIC YEAR 2021-22
HOME ASSIGNMENT



CLASS : LKG

DATE : 15.11.2021 to 3.12.2021

SUBJECT	ASSIGNMENT
ENGLISH	<p>Instructions to be followed:</p> <ul style="list-style-type: none">• Work to be done in the English note book.• Kindly read the letters with correct pronunciation and proper voice modulation as done by the teacher in the online class.• Please ensure that your child says and writes.• Your child has to know the sound of each letter. Jolly Phonics- the sounds of the letters should be thorough. We hope you have downloaded the app in your phone and the child is listening to it frequently. The child should orally be able to tell the initial letter based on the sound made. Do a lot of oral drilling on this.• According to the weather the child has to draw sunny , cloudy  or rainy  on top of the date towards the left margin as shown in the picture sent.• Begin with the date on the left margin as written in the picture sent.• Write the C.W. or H.W. below the date written.• The child has to write exactly the way it is written in the work shown in the picture sent, incorrect formation.• As we all know drawing needs a lot of practice hence the parents are requested to help their child to learn to draw pictures. <p>Note: The parent has to make the child do the work in front of them following each instruction very seriously or else the work will be dirty and will not be as expected. Please let the child complete the work on their own. Parents are requested to supervise their work and help in explaining whatever required but please don't write for them.</p> <p>Fun with Letters Book 2</p> <ul style="list-style-type: none">• Letters K to Z (Page no-133 to 168) to be done in the text book. (Kindly read the letters with correct pronunciation and proper voice modulation as done by the teacher in the online class.) <p>Notebook work:</p>

Weather

Page No.:	YOUR
Date:	

Date Say and write

Day

c.w Name

U

V

W

Weather

M T W T F S S

Page No.:

YOUV

Date:

Day

Date Write K-7

c.w Name

K L M N O

P Q R S T

U V W X

Y Z

Weather

M T W T F S S						
Page No.:					YOUVA	
Date:						

Date _____ Day _____
Write the small letter for
c.w the given capital letter.

Name _____

A _____

J _____

B _____

K _____

C _____

L _____

D _____

M _____

E _____

N _____

F _____

O _____

G _____

P _____

H _____

Q _____

I _____

R _____

S

T

U

V

W

X

Y

Z

Weather

M T W T F S

Page No.:

YOU

Date:

Day

Date Matching

c.w Name

A x

D a

G d

J g

M j

O m

Q o

T q

W f

X w

Weather

Date Circle the odd ^{Day} one out

c.w Name

A B c D

M n o P

R S T a

g H I J

W x Y Z

Weather

M T W T F S S

Page No.:

Date

YOUV



PUBLIC SCHOOLS

Day

Date Write A - Z

c.w Name

A B C D E

F G H I J

K L M N O

P Q R S T




U V W X

Y Z

MATHS

Instructions to be followed:

- Children have to say 1-50 orally.
- Children should be able to write and recognize numbers 1-50
- Always remember to leave a line while writing the numerals.

- According to the weather the child has to draw sunny , cloudy  or rainy  on top of the date towards the left margin as shown in the picture sent.
- Begin with the date on the left margin as written in the picture sent.
- Write the C.W. or H.W. below the date written.
- The child has to write in the correct formation as shown in the notebook work

Note: The parent has to make the child do the work in front of them following each instruction very seriously or else the work will be dirty and will not be as expected. Please let the child complete the work on their own. Parents are requested to supervise their work and help in explaining whatever required but please don't write for them.

**Page numbers: 99 – 103,
(to be done in the maths text book.)**

Notebook work:

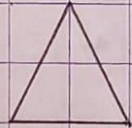
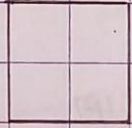
Weather

Day

Date Match the objects with their shapes.

c.w

Name



Weather

Day

Date

Fill in the missing number names:

C.W

Name

1 - o _ e

2 - _ w o

3 - t h _ e

4 - f _ u _

5 - f i _ _

Weather

Date Backward counting 20-1

C.W

Name

20	19	18	17	16
15	14	13	12	11
10	9	8	7	6
5	4	3	2	1

Weather


Day


Date Draw more to make the number asked

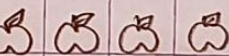
C.W

Name


5 → 

10 → 

3 → 

8 → 

6 → 

9 → 

Weather

Date

Complete the lines

Day

C:W

Name

9

24

35

17

42

4

Weather

Day

Date Fill in the blanks.

C.W

Name

3

6

8

11

13

16

18

21

26

30

34

38

41

Instructions to be followed:

- Make your child **learn** the following topics.
- Do not make them write.
- Do lot of oral drilling.
- **Learn from the following Page numbers given.**

Ch – 18 My Birthday Party (Page no-20)

Ch – 19 At the Zoo (Page no – 21)

Ch – 20 At the Park (Page no – 22)

Ch – 21 At the Circus (Page no – 23)

Revision for Final Term Round Test -2

Ch-3 Days of the Week & Months of the year (Page no-5)

Ch-15 Community helpers (Page no-17)

Ch – 18 My Birthday Party (Page no-20)

Ch – 19 At the Zoo (Page no – 21)