

KERALA PUBLIC SCHOOLS  
ACADEMIC YEAR 2021-22  
HOME ASSIGNMENT



CLASS : UKG

DATE : 15.11.2021 to 3.12.2021



SUBJECT

ASSIGNMENT

ENGLISH

**Instructions to be followed:**

- Work to be done in the English note book.
- Kindly read the letters with correct pronunciation and proper voice modulation as done by the teacher in the online class.
- Please ensure that your child says and write.
- Your child has to know the sound of the each letter. **Jolly Phonics**- the sounds of the letters should be thorough. We hope you have downloaded the app in your phone and the child is listening to it frequently. The child should orally be able to tell the initial letter based on the sound made. Do lot of oral drilling on this.

- According to the weather the child has to draw sunny , cloudy  or rainy



on top of the date towards the left margin as shown in the picture sent.

- Begin with the date on the left margin as written in the picture sent.
- Write the C.W. or H.W. below the date written.
- The child has to write exactly the way it is written in the work shown in the picture sent, in correct formation .
- As we all know drawing needs a lot of practice hence the parents are requested to help their child to learn to draw pictures.

**Note:** The parent has to make the child do the work in front of them following each instruction very seriously or else the work will be dirty and will not be as expected. Please let the child complete the work on their own. Parents are requested to supervise their work and help in explaining whatever required but please don't write for them.

## **My Grammar Book**

**Page no-** 35 to 38 to be done in the text book.

### **Fun with Letters**

- **Page no-18** to be done in the text book.

(Kindly read the letters with correct pronunciation and proper voice modulation as done by the teacher in the online class.)

**Notebook work**

weather

Date  
C.W

Page No.:

Date:

youva

Day

# Say and Write

Name - \_\_\_\_\_

car

bar

jar

car

bar

jar

car

bar

jar

car

bar

jar

car

bar

jar

tar

star

dark

tar

star

dark

tar

star

dark

tar

star

dark

tar

star

dark

Weather

Date  
C.W

Page No.:

Date:

Day

YOUVA

# Say and Write

Name \_\_\_\_\_

bark

shark

bark

shark

bark

shark

bark

shark

bark

shark

smart

sharp

smart

sharp

smart

sharp

smart

sharp

smart

sharp

weather

Date  
c.w

Cross out the picture that does  
not have an 'or' sound

Name



weather

Page No.:

youva

Date:

Day

Date  
C.W

## Action Words

Name \_\_\_\_\_

Words that describe what we do are called doing words or action words.

Weather

Date  
C.W

Say and write

Name \_\_\_\_\_

walking

eating

sitting

laughing

running

drinking

standing

crying

playing

writing

weather

Page No.:

youva

Date:

Day

Date  
C.W

Match the word with the action

Name



reading



drinking




singing



sleeping



playing



jumping



Date \_\_\_\_\_ Circle the correct action word.  
CW



sitting

running



lauging

walking



jumping

reading



crying

playing



standing

singing



swimming

eating

weather







Page No.: \_\_\_\_\_

Date: Day \_\_\_\_\_

Date \_\_\_\_\_

Fill in the blanks with in/on/under

Name \_\_\_\_\_

-  The ball is \_\_\_\_\_ the table.
-  The dog is \_\_\_\_\_ the chair.
-  The cat is \_\_\_\_\_ the mat.
-  The eggs are \_\_\_\_\_ the nest.
-  The glass is \_\_\_\_\_ the chair.
-  The flowers are \_\_\_\_\_ the vase.

G.A. ORALS

**Instructions to be followed:**

- Make your child **learn** the following topics .
- Do not make them write .
- Do lot of oral drilling .
- **Learn from the following Page numbers given.**

**Ch -27** Sources of water ( Page no-30)

**Ch-29** Festivals( Page no-32)

**Ch-30** Places of Worship ( Page no-33)

**Ch 31-** Toys ( Page no-34)

**HINDI**

**INSTRUCTION TO BE FOLLOWED :**  
दिये गए कार्य को पेंसिल से साफ – साफ लिखें ।  
अक्षरों के बनावट पर ध्यान दें ।  
अक्षरों का अभ्यास करें ।  
प्रत्येक पेज में दिनांक, दिन तथा नाम लिखें ।  
**HINDI TEXT BOOK WORK :**

Fun with hindi                      pg no- 88  
Twinkling Stars                      pg no- 18,19,20,21

Weather

M T W T F S S  
Page No.:  
Date: YOUNG

Day

Date  
C.W.

संयुक्त व्यंजन

Name -

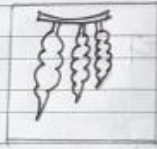
क्ष	त्र	श	प्र
-----	-----	---	-----

Day: \_\_\_\_\_

Date \_\_\_\_\_  
C.W. \_\_\_\_\_

सही मिलान करें।

Name: \_\_\_\_\_



म



घ



शु



प



छ

Day:

Date  
Cw

समान अक्षर पर गोल करें।

Name -

न र न ज न

ज ह ज ज क

म म अ म इ

त उ ए त त

क्ष क्ष भ न क्ष

ह ह ऋ ह अं

र आ ऊ र र

Weather \_\_\_\_\_

Page No. \_\_\_\_\_

Date \_\_\_\_\_

Day \_\_\_\_\_

Date \_\_\_\_\_

c.w. खाली जगह भरें।

Name - \_\_\_\_\_

क \_\_\_\_\_ ग \_\_\_\_\_ ड.

च \_\_\_\_\_ ज

\_\_\_\_\_ ड \_\_\_\_\_ ण

त \_\_\_\_\_ थ \_\_\_\_\_

\_\_\_\_\_ ब \_\_\_\_\_

थ \_\_\_\_\_ व \_\_\_\_\_






ष \_\_\_\_\_ क्ष \_\_\_\_\_ श

Weather \_\_\_\_\_ Day \_\_\_\_\_

Date \_\_\_\_\_ Page No. \_\_\_\_\_  
Date \_\_\_\_\_ YDUVA

चित्र के सही अक्षर पर गोल लगाएं।

Name - \_\_\_\_\_

	ज	च	म
	प	त	र
	क्ष	श	त्र
	क	व	द
10	द	भ	य
	छ	ढ	न



Weather

Page No. \_\_\_\_\_  
Date: \_\_\_\_\_

Day

Date खाली जगह भरें ।

C.W.

Name-

अ \_\_\_\_\_ इ \_\_\_\_\_ उ \_\_\_\_\_

\_\_\_\_\_ ऋ \_\_\_\_\_ \_\_\_\_\_

औ \_\_\_\_\_ \_\_\_\_\_

Weather \_\_\_\_\_

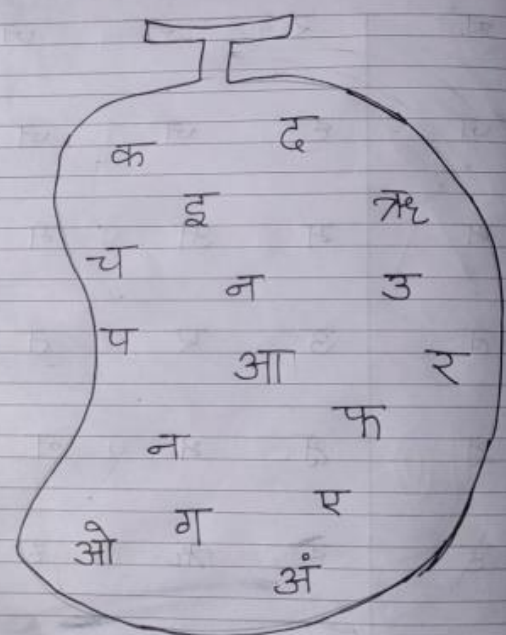
Page No. \_\_\_\_\_

Date \_\_\_\_\_ Day \_\_\_\_\_

Date \_\_\_\_\_ स्वरों को छांटकर लिखें ।

C.W. \_\_\_\_\_

Name - \_\_\_\_\_



क इ ऋ

य न उ

प आ र

म फ

औ ग ए

अं




\_\_\_\_\_

\_\_\_\_\_

## MATHS

### Instructions to be followed:

- Children have to say 1-90 orally.
- Children should be able to write and recognize numbers 1-90
- Always remember to leave a line while writing the numerals.

- According to the weather the child has to draw sunny , cloudy  or rainy  on top of the date towards the left margin as shown in the picture sent.
- Begin with the date on the left margin as written in the picture sent.
- Write the C.W. or H.W. below the date written.
- The child has to write in the correct formation as shown in the notebook work

**Note:** The parent has to make the child do the work in front of them following each instruction very seriously or else the work will be dirty and will not be as expected. Please let the child complete the work on their own. Parents are requested to supervise their work and help in explaining whatever required but please don't write for them.

**Page numbers: 110,111,115,116 & 126**  
**(to be done in the maths text book.)**

**Notebook work:**

Weather

Day-

Date

Put the correct sign

C:W

Name-

$24 \square 11$

$88 \square 55$

$67 \square 57$

$16 \square 29$

$55 \square 38$

$41 \square 63$

$27 \square 72$

$30 \square 93$

$48 \square 84$

$29 \square 71$

$19 \square 20$

$60 \square 54$

$35 \square 10$

$77 \square 30$

Weather

Day

Date

Arrange numbers from greatest

C.W

to smallest

Name -

1. 45 62 33 55 15

—

2. 68 21 38 29 30

—

3. 77 18 44 76 12

—

4. 16 29 33 5 9

—

Weather	Day				
Date	Arrange numbers from smallest to greatest.				
C:W	Name -				
1.	13	80	26	55	31
-	_____	_____	_____	_____	_____
2.	66	59	21	28	26
-	_____	_____	_____	_____	_____
3.	25	10	34	18	65
-	_____	_____	_____	_____	_____
4.	88	55	99	66	22
-	_____	_____	_____	_____	_____

Weather

Day

Date

What comes after

C:W

Name -

25

16

67

20

89

47

42

39

77

56

52

11

91

66

32

79

Weather

Day

Date

What Comes before

C:W

Name -

74

57

16

29

84

88

29

73

92

41

88

36

66

18

44

50



Weather

Day

Date

What comes between

C:W

Name -

36  38

77  79

49  51

63  65

72  74

81  83

66  68

90  92

31  33

22  24

25  27

16  18

12  14

20  22

8  10

75  77

weather \_\_\_\_\_ Date \_\_\_\_\_ Day \_\_\_\_\_

Addition

$\begin{array}{r} T\ 0 \\ +\ 2\ 3 \\ +\ 4\ 1 \\ \hline \end{array}$	$\begin{array}{r} T\ 0 \\ +\ 6\ 5 \\ +\ 2\ 1 \\ \hline \end{array}$	$\begin{array}{r} T\ 0 \\ +\ 6\ 5 \\ +\ 0\ 4 \\ \hline \end{array}$
$\begin{array}{ c c } \hline & \\ \hline \end{array}$	$\begin{array}{ c c } \hline & \\ \hline \end{array}$	$\begin{array}{ c c } \hline & \\ \hline \end{array}$
$\begin{array}{r} T\ 0 \\ +\ 2\ 3 \\ +\ 2\ 2 \\ \hline \end{array}$	$\begin{array}{r} T\ 0 \\ +\ 9\ 3 \\ +\ 0\ 3 \\ \hline \end{array}$	$\begin{array}{r} T\ 0 \\ +\ 8\ 1 \\ +\ 1\ 8 \\ \hline \end{array}$
$\begin{array}{ c c } \hline & \\ \hline \end{array}$	$\begin{array}{ c c } \hline & \\ \hline \end{array}$	$\begin{array}{ c c } \hline & \\ \hline \end{array}$
$\begin{array}{r} T\ 0 \\ +\ 9\ 8 \\ +\ 0\ 0 \\ \hline \end{array}$	$\begin{array}{r} T\ 0 \\ +\ 5\ 4 \\ +\ 4\ 4 \\ \hline \end{array}$	$\begin{array}{r} T\ 0 \\ +\ 2\ 1 \\ +\ 1\ 1 \\ \hline \end{array}$
$\begin{array}{ c c } \hline & \\ \hline \end{array}$	$\begin{array}{ c c } \hline & \\ \hline \end{array}$	$\begin{array}{ c c } \hline & \\ \hline \end{array}$

Weather

Day

Date

Subtraction

C:W

$$\begin{array}{r} \text{T O} \\ 47 \\ - 22 \\ \hline \end{array}$$

$$\begin{array}{r} \text{T O} \\ 66 \\ - 43 \\ \hline \end{array}$$

$$\begin{array}{r} \text{T O} \\ 84 \\ - 71 \\ \hline \end{array}$$

$$\begin{array}{r} \text{T O} \\ 55 \\ - 22 \\ \hline \end{array}$$

$$\begin{array}{r} \text{T O} \\ 99 \\ - 37 \\ \hline \end{array}$$

$$\begin{array}{r} \text{T O} \\ 32 \\ - 21 \\ \hline \end{array}$$

$$\begin{array}{r} \text{T O} \\ 67 \\ - 32 \\ \hline \end{array}$$

$$\begin{array}{r} \text{T O} \\ 95 \\ - 54 \\ \hline \end{array}$$

$$\begin{array}{r} \text{T O} \\ 44 \\ - 22 \\ \hline \end{array}$$

weather	Day
Date	Number names (41 - 50)
C.W	
Name -	
41- forty one	48- forty eight
42- forty two	49- forty nine
43- forty three	50- fifty
44- forty four	
45- forty five	
46- forty six	
47- forty seven	

Weather

Date

Write 91 - 100

C.W

Name —

H T O

H T O

H T O

9 9 1

9 9 1

9 9 1

9 9 2

9 9 2

9 9 2

9 9 3

9 9 3

9 9 3

9 9 4

9 9 4

9 9 4

9 9 5

9 9 5

9 9 5

9 9 6

9 9 6

9 9 6

9 9 7

9 9 7

9 9 7

9 9 8

9 9 8

9 9 8

9 9 9

9 9 9

9 9 9

1 0 0

1 0 0

1 0 0

Weather

Day

Date

Write: 1 - 100

Say and write

C.W

T	O	T	O	T	O	T	O	T	O
1	1	1	1	2	1	3	1	4	1
2	1	2	2	3	2	4	2		
3	1	3	2	3	3	4	3		
4	1	4	2	4	3	4	4		
5	1	5	2	5	3	5	4	5	
6	1	6	2	6	3	6	4	6	
7	1	7	2	7	3	7	4	7	
8	1	8	2	8	3	8	4	8	
9	1	9	2	9	3	9	4	9	
10	2	0	3	0	4	0	5	0	

T	O	T	O	T	O	T	O	H	T	O
5	1	6	1	7	1	8	1	9	1	
5	2	6	2	7	2	8	2	9	2	
5	3	6	3	7	3	8	3	9	3	
5	4	6	4	7	4	8	4	9	4	
5	5	6	5	7	5	8	5	9	5	
5	6	6	6	7	6	8	6	9	6	
5	7	6	7	7	7	8	7	9	7	
5	8	6	8	7	8	8	8	9	8	
5	9	6	9	7	9	8	9	9	9	
6	0	7	0	8	0	9	0	1	0	0

Weather

Day

Date

Pattern

C:W



weather

Day

Date Draw a Christmas tree with triangle and  
C:W decorate it.

