




**KERALA PUBLIC SCHOOLS**  
**ACADEMIC YEAR 2021-22**  
**HOME ASSIGNMENT**



**CLASS : LKG**  
**DATE : 6.12.2021 to 11.01.2022**

SUBJECT	ASSIGNMENT
ENGLISH	<p><b>Instructions to be followed:</b></p> <ul style="list-style-type: none"><li>• Work to be done in the English note book.</li><li>• Kindly read the letters with correct pronunciation and proper voice modulation as done by the teacher in the online class.</li><li>• Please ensure that your child says and writes.</li><li>• Your child has to know the sound of each letter. <b>Jolly Phonics</b>- the sounds of the letters should be thorough. We hope you have downloaded the app in your phone and the child is listening to it frequently. The child should orally be able to tell the initial letter based on the sound made. Do a lot of oral drilling on this.</li><li>• According to the weather the child has to draw sunny , cloudy  or rainy  on top of the date towards the left margin as shown in the picture sent.</li><li>• Begin with the date on the left margin as written in the picture sent.</li><li>• Write the C.W. or H.W. below the date written.</li><li>• The child has to write exactly the way it is written in the work shown in the picture sent, incorrect formation.</li><li>• As we all know drawing needs a lot of practice hence the parents are requested to help their child to learn to draw pictures.</li></ul> <p>Note: The parent has to make the child do the work in front of them following each instruction very seriously or else the work will be dirty and will not be as expected. Please let the child complete the work on their own. Parents are requested to supervise their work and help in explaining whatever required but please don't write for them.</p> <p style="text-align: center;"><b>Fun with Letters Book 2</b></p> <p style="text-align: center;"><b>Page numbers:- 101 - 104</b></p> <p><b>Notebook work:</b></p>

Weather

Date  
c.w

Revision

Day

Name

A	B	C	D	E
F	G	H	I	J
K	L	M	N	O
P	Q	R	S	T
U	V	W	X	
Y	Z			

Weather

Date  
c.w

Write Aa - Zz

Day

Name

Aa Bb Cc Dd Ee

Ff Gg Hh Ii Jj

Kk Ll Mm Nn Oo

Pp Qq Rr Ss Tt

Uu Vv Ww Xx

Yy Zz

Weather

Day

Date  
c.w

Dictation

Name

wind

vest

jump

swim

west

next

exit

twig

quiz

jacket

Weather

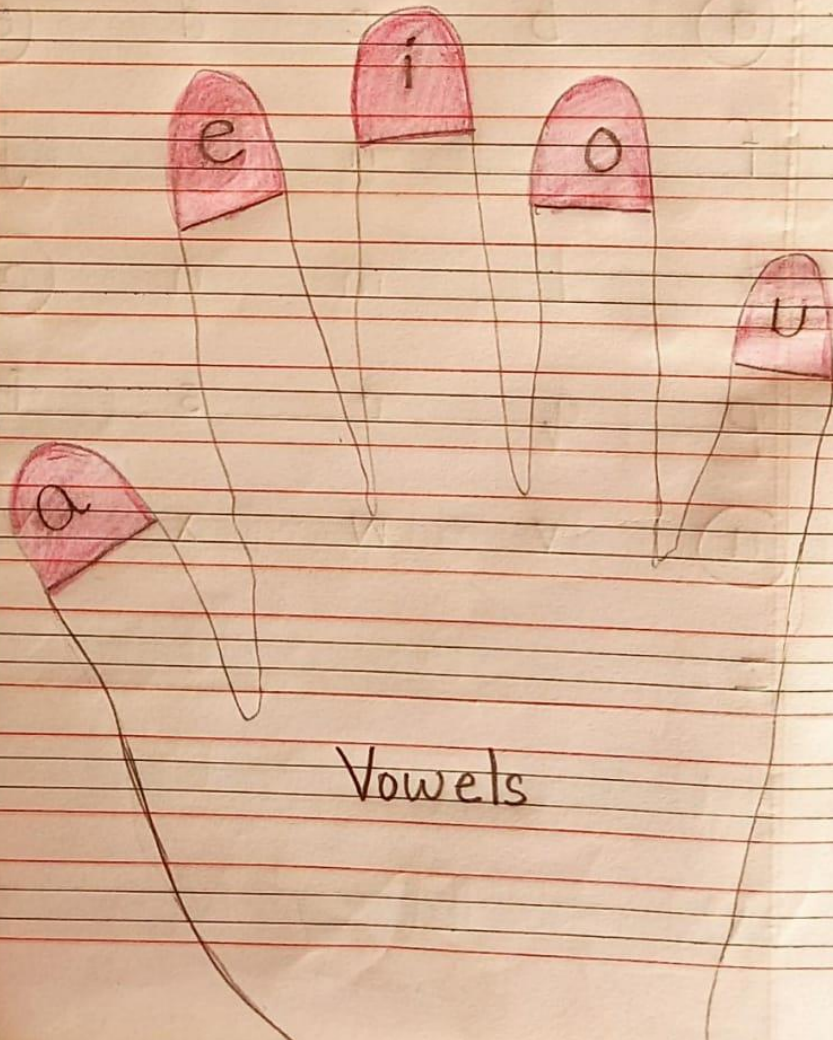
Day

Page No.:   
Date: / /

Date  
c.w

# Vowels

Name



Vowels

Weather

Page No.:


Date: / /

Day

Date  
C/W

# Consonants

Name.



Weather

Page No.

Date: / /

Day

Date  
c.w

Circle the vowels

Name

(a) b c d (e)

f g h (i) j

k l m n (o)

p q r s t

(u) v w x y

z

Weather

M T W T F S S

Page No.:

YOUVA

Date:

Day

Date  
c.w

Use of a

Name

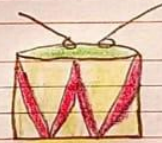
a ball.



a cat.



a drum.



a jug.



a mango.





Weather

Day

M T W T F S S	
Page No.:	YOUVA
Date:	

Date  
c.w

# Use of an

Name

an apple.



an elephant.



an ice-cream.



an orange



an umbrella



Weather


M T W T F S S


Page No.:  
Date:  
YOUVA


Day


Date            Fill in the blanks with a/an  
C:W


Name


an ant 


a cat 


an egg 


a hat 


a rat 

an apple 

an umbrella 

a mat 

an orange 

a box 

Weather

M T W T F S S						
Page No.:					YOUVA	
Date:						

Date  
C.W

# Use of This

Day

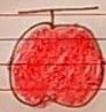
Name



This \_\_\_\_\_ is a ball.



This \_\_\_\_\_ is a fish.



This \_\_\_\_\_ is an apple.



This \_\_\_\_\_ is a house.



This \_\_\_\_\_ is a balloon.

Weather

M T W T F S S

Page No.:

YOUVA

Date:

Day

Date  
c.w

# Use of That

Name

That \_\_\_\_\_ is a car.



That \_\_\_\_\_ is a flower.



That \_\_\_\_\_ is a cup.



That \_\_\_\_\_ is a lamp.



That \_\_\_\_\_ is a pen.



Weather

M T W T F S S

Page No.:

YOUVA

Date:

Day

Date  
C.W

Fill in the blanks using This/That

Name



This \_\_\_\_\_ is a cup.

That \_\_\_\_\_ is a net



This \_\_\_\_\_ is a bat.

That \_\_\_\_\_ is an ant.



This \_\_\_\_\_ is a mat.

That \_\_\_\_\_ is a fan.



This \_\_\_\_\_ is a ball.



That \_\_\_\_\_ is a tree.



This \_\_\_\_\_ is a hut.

**Instructions to be followed:**

- Children have to say 1-90 orally.
- Children should be able to write and recognize numbers 1-90
- Always remember to leave a line while writing the numerals.

- According to the weather the child has to draw sunny  , cloudy  or



rainy on top of the date towards the left margin as shown in the picture sent.

- Begin with the date on the left margin as written in the picture sent.
- Write the C.W. or H.W. below the date written.
- The child has to write in the correct formation as shown in the notebook work

**Note:** The parent has to make the child do the work in front of them following each instruction very seriously or else the work will be dirty and will not be as expected. Please let the child complete the work on their own. Parents are requested to supervise their work and help in explaining whatever required but please don't write for them.

**Page numbers: 104 - 112**  
**(to be done in the maths text book.)**

**Notebook work:**

Weather

Day

Date Write 1-50

C.W.

Name

T 0	T 0	T 0	T 0
1	1 1	2 1	3 1
2	1 2	2 2	3 2
3	1 3	2 3	3 3
4	1 4	2 4	3 4
5	1 5	2 5	3 5
6	1 6	2 6	3 6
7	1 7	2 7	3 7
8	1 8	2 8	3 8
9	1 9	2 9	3 9
1 0	2 0	3 0	4 0

Date	C.W.	Name	Day
		T 0	
		4 1	
		4 2	
		4 3	
		4 4	
		4 5	
		4 6	
		4 7	
		4 8	
		4 9	
		5 0	



Weather

Day

Date Revision

c.w Number names

Name

6 - six

7 - seven

8 - eight

9 - nine

10 - ten


Weather

Day

Date Count and match with the correct number name.

C.W.

Name



five




three



ten



four



Weather

Day

Date Name the shapes

C.W

Name.



- circle



- square



- triangle



- rectangle

Weather

Date Backward counting 20-1

C:W

Name

20 19 18 17 16

15 14 13 12 11

10 9 8 7 6

5 4 3 2 1

Weather

Day

Date Circle the odd ones out.

C.W

Name





**Instructions to be followed:**

- Make your child **learn** the following topics.
- Do not make them write.
- Do lot of oral drilling.
- **Learn from the following Page numbers given.**

**Ch – 20 At the Park (Page no – 22)**

**Ch – 21 At the Circus (Page no – 23)**

**Ch – 22 Toys (Pages no – 24)**

**Revision for Final Term Round Test -2**

**Ch-3 Days of the Week & Months of the year ( Page no-5)**

**Ch-15 Community helpers ( Page no-17)**

**Ch – 18 My Birthday Party ( Page no-20)**

**Ch – 19 At the Zoo (Page no – 21)**