



**CLASS : I**  
**DATE : 9.12.21 to 14.01.22**

<b>SUBJECT</b>	<b>ASSIGNMENT</b>
----------------	-------------------

**MATHS**









➤ **Chapter 12 – DATA HANDLING**

**Work to be done in the text book**

Page no. - 157 – 160

**Work to be done in the notebook**

1. Observe the values of given items and answer the following questions:-

Doll  ₹ 60	Toy car  ₹ 40	Toy plane  ₹ 10	Candy  ₹ 1
Pencil  ₹ 2	Ball  ₹ 12	Teddy bear  ₹ 50	Spinner  ₹ 12


- a. Which item is the most expensive? \_\_\_\_\_
- b. Which two items have the same price? \_\_\_\_\_
- c. Which of items given cost less than Rs 10? \_\_\_\_\_
- d. Which items cost more than Rs 38? \_\_\_\_\_
- e. How many balls can you buy for Rs 24? \_\_\_\_\_
- f. Which item cost less than Rs 60 but more than Rs 45? \_\_\_\_\_

**Revision for final term periodical test 2**

**Work to be done in the notebook**

2. Add the following and write the total amount in the box:-


 =

 =


 =

 =

3. Measure the length of these items using measuring scale and cross the items which are short in length:-



4. Tick the container which has less capacity:-



➤ **Activity to be done in the notebook**

- Write the names of any of your five friends. Write the number of letters in each name on the right side.

## CH-12 Activity

**Objective:** To develop the understanding of data collection.  
Write the names of any of your 5 friends. Write the number of letters in each name on the right side.

Name	Number of letters
(M) (O) (H) (I) (T) ( ) ( ) ( ) ( )	(5)
( ) ( ) ( ) ( ) ( ) ( ) ( ) ( )	( )
( ) ( ) ( ) ( ) ( ) ( ) ( ) ( )	( )
( ) ( ) ( ) ( ) ( ) ( ) ( ) ( )	( )
( ) ( ) ( ) ( ) ( ) ( ) ( ) ( )	( )
( ) ( ) ( ) ( ) ( ) ( ) ( ) ( )	( )

**Observation:**

1. How many names have four letters? \_\_\_\_\_
2. How many names have five letters? \_\_\_\_\_
3. How many names have six letters? \_\_\_\_\_
4. Write the longest name(s). \_\_\_\_\_
5. Write the shortest name(s). \_\_\_\_\_

**I. Choose the correct option:-**

- From which of these do we get water?  
a) wells      b) lakes      c) ponds      d) all of these
- In which season, it is neither too hot nor too cold?  
a) Summer      b) Winter      c) Monsoon      d) Autumn
- Which of these can be used to store water?  
a) Buckets and pots      b) Water tank  
c) Dam      d) All of these
- What do people not like to do on hot and sunny days?  
a) Wear light coloured clothes      b) Wear cotton clothes  
c) Eat warm foods      d) Eat ice-creams

**II. Fill in the blanks:-**

- We wear \_\_\_\_\_ (light / dark) coloured cotton clothes during hot days.
- A \_\_\_\_\_ (well/dam) is a wall built across a river to hold back water and store it.
- There are \_\_\_\_\_ (four/five) seasons depending on the weather.
- We should not \_\_\_\_\_ (waste/use) water.

**III. Write 'T' for true and 'F' for false statement :-**

- Most flowers bloom during spring season - \_\_\_\_\_
- Water can be stored in paper bag - \_\_\_\_\_
- We wear raincoats during winter season- \_\_\_\_\_
- We should drink clean water- \_\_\_\_\_

**IV. Give one word for the following:-**

- It rains heavily in this season. - \_\_\_\_\_
- The sun shines brightly in this season. - \_\_\_\_\_
- A deep hole dug to get water from under the ground. - \_\_\_\_\_
- This fills up water in rivers, ponds and lakes. - \_\_\_\_\_

**V. Answer the following questions:-**

- List any four uses of water?
- What kind of weather do we have in autumn?
- Name the five seasons.

**NOTE:- Revision work to be done in the Science notebook.**

### Ch8- Food for Health

Read the chapter thoroughly:

**WORD BANK:**

vegetables	bones	curd	candies
fruits	teeth	healthy	breakfast
cereals	cheese	chips	lunch
pulses	ghee	sweets	dinner
meat	butter	cold drinks	strong

**Let's Remember (Pg no: 73) ( To be done in the textbook)**

**I. Write "P" for foods we get from plants and "A" for foods we get from animals:**

1. milk - A
2. rice - P
3. egg - A
4. cauliflower – P
5. meat - A

**Let's understand:-**

**I. Objective type questions.**

**A. Fill in the blanks with the correct words:**

1. We get our food from plants and animals.
2. We get milk from animals.
3. We make ghee, butter, and curd from milk.
4. We should eat fresh and clean food.
5. We should not waste our food.
6. Eating a lot of candies is unhealthy.

**B. Write T for the True and F for the False statement.**

1. We get our food only from animals. F
2. Eggs make our bones and teeth strong. F
3. To be healthy, we must eat different kinds of food. T
4. Food cannot make our body healthy and strong. F
5. Eating dirty food can make us ill. T

**C. Choose the correct option.**

1. How does food help us?
  - a. It helps us to live and grow.
  - b. It helps us to stay strong.
  - c. It helps us to stay healthy.
  - d. All of these.
2. Which of these do we get from plants?
  - a. Milk and meat
  - b. Fruits and vegetables
  - c. Cereals and pulses
  - d. Both b and c
3. Which of these do we get from milk?
  - a. Cheese and butter
  - b. Cereals and pulses
  - c. Vegetables and fruits
  - d. Eggs and meat
4. Which of these are unhealthy foods?
  - a. Milk and meat
  - b. Fruits and vegetables
  - c. Cereals and pulses
  - d. Sweets and cold drinks
5. Which of these meals do we eat in the morning?
  - a. Breakfast
  - b. Lunch
  - c. Dinner
  - d. All of these

**Give one word for the following:**

1. Food that makes our body strong and healthy Healthy food
2. Meal eaten in the morning Breakfast
3. Meal eaten at noon Lunch
4. Meal eaten at night Dinner

**Give two examples for the following:**

1. Foods we get from plants
2. Food we get from animals
3. Foods we make from milk
4. Food that are unhealthy

vegetables  
milk  
butter  
sweets

cereals  
egg  
curd  
chips

**III. Answer the following questions:**

1. How does food help us?

Ans: We all need food to live and grow. Food helps us to become strong and healthy.

2. How does milk help our body?

Ans: Milk makes our bone and teeth strong.

3. What is healthy food? Give two examples.

Ans: Food that makes our body strong and healthy is called healthy food. Examples- fresh vegetables and fruits.

4. Why should we not eat unhealthy food?

Ans: Eating lots of chips, sweets, cold drinks and candies is unhealthy. Eating dirty and unhealthy food can make us ill.

**GIVE REASON: -**

1. We should eat healthy food. Why?

Ans- We should eat healthy food because it makes our body strong and healthy.

**NOTE: - ALL THE ABOVE EXERCISES TO BE DONE IN THE NOTEBOOK .**

**ACTIVITY:** - Make a list of food items you find in your kitchen fridge. Then make a chart with food items drawn in the correct column.

**(TO BE DONE IN THE SCIENCE NOTEBOOK)**

Food from plants	Food from animals

**HINDI**

पाठ -- अ: की मात्रा

आवश्यक निर्देश :-

1. सभी कार्य अपनी हिंदी नोटबुक में साफ-साफ एवं सुंदर अक्षरों में लिखें ।
  2. प्रत्येक पृष्ठ में मार्जिन खींचें एवं पाठ के आरंभ में पाठ का नाम लिखकर रेखांकित करें ।
  3. पाठ का दो बार सस्वर वाचन करें ।(पृष्ठ संख्या - 69 )
- क) अ: की मात्रा वाले शब्दों को देखकर दो-दो बार लिखें ।

पुनः	मूलतः	तपः
फलतः	जनः	छः
शनैः	नमः	अतः
प्रातः	गजः	मनः

ख) चित्रों को देखकर नाम लिखें ।



-----



-----



-----



-----



-----

ग) सही मात्रा लगाकर शब्द पूरा करें ।

पुन\_      जन\_      तप\_  
मूलत\_      फलत\_      अंतत\_  
अत\_      शनै\_      नम\_

घ) दिए गए वाक्य को पाँच बार लिखें ।

ऋषि प्रातः काल तप कर रहे थे ।

**स्क्रेप बुक कार्य**

चन्द्रबिन्दु से संबंधित कोई पाँच चित्र चिपकाकर उनके नाम लिखें ।

**ENGLISH LANGUAGE  
CLASS 1**

**Question Words (Revisions)**

**I. Complete the sentences with correct question words.**

- \_\_\_\_\_ is your pencil?
- \_\_\_\_\_ goes with you to the market?
- \_\_\_\_\_ does Soma eat for lunch?
- \_\_\_\_\_ is the name of your pet cat?
- \_\_\_\_\_ did you reach Dubai?
- \_\_\_\_\_ are you crying?
- \_\_\_\_\_ is at the door?
- \_\_\_\_\_ is Mr. Roy going?
- \_\_\_\_\_ is Tom still in bed?
- \_\_\_\_\_ have you been doing this afternoon?

**ENGLISH**

**II. Write these words in the correct order. Put a question mark at the end of each sentence.**

- a. George / flying / is / where /to
- b. crying / is / why / Anna
- c. did / when / homework / their / they / do
- d. sheep / is / the / where
- e. sad / why / were / so / you
- f. pay / when / you / electricity / will / bill /the
- g. crying / babies / why / are / the
- h. Madrid / is / situated / where

**Creative writing- Winter season**

**NOTE: All the above exercises have to be done in the English Language notebook.**

**ENGLISH LITERATURE**

**CHAPTER 8 – THE MAGIC CAVE**

Activity- Homophones Activity Refer pg – 110(EA) N.B Work

**I Word Bank ( To be written twice)**

- |           |                |
|-----------|----------------|
| 1.Raj     | 6. mountain    |
| 2.Simi    | 7. nothing     |
| 3.little  | 8. board       |
| 4.cottage | 9. friends     |
| 5.walking | 10. chocolates |

**II. Antonyms / Opposites :**

1. pretty x ugly
2. little x big
3. behind x in front of
4. day x night
5. more x less
6. open x close
7. in x out
8. go x come
9. play x work
10. up x down

**III. Fill in the blanks :**

1. Raj and Simi were walking over the hills.
2. The big door was in the mountain.
3. Raj and Simi try to guess the magic words..
4. The children had the best party ever.
5. The two magic words were Please and Thank you.

**IV. True / False :-**

1. The magic cave was behind the window. False
2. Raj and Simi read the sign . True
3. One of the magic word was Sorry. False
4. Abracadabra was one of the magic word guessed by Raj and Simi .True
5. The cave was full of books . False

**V. One Word Answer :-**

1. “Do you know any more magic words ?” To whom did Raj ask this question?  
Ans : Simi
2. To whom did Raj and Simi request to open the door?  
Ans : Cave
3. What did Raj and Simi find inside the cave other than chocolates?  
Ans : Toys

4. With whom did Raj and Simi decide to share the chocolates and toys ?

Ans : Friends

5. What are the two magic words that Raj and Simi learn?

Ans- Please and Thank you.

#### **VI. Questions / Answers :-**

1. Where do Raj and Simi live?

Ans : Raj and Simi live in a pretty little cottage in the hills.

2. What did Raj and Simi see in the mountain ?

Ans : Raj and Simi saw a big door in the mountain.

3. What magic words did Raj and Simi try?

Ans-Raj and Simi tried the magic words "Abracadabra" , "Tan-ta-ra" and "Open sesame".

4. What happened when the children said "please"?

Ans : When the children said please , the big door opened .

5. What is the other magic word ?

Ans : The other magic word is "Thank you".

6. What did Raj and Simi find inside the cave?

Ans : Raj and Simi found many toys and chocolates inside the cave.

#### **VII. Make Sentences :**

1. big

2. friends

3. toys

4. door

5. chocolates

#### **VII. Jumbled Words :-**

1. rttyep - pretty

2. agcim - magic

3. tshgil - lights

4. ottgeca -cottage

5. arytp – party

#### **VIII. Rhyming Words :-**

1. hill - bill , fill.

2. door - snore , floor.

3. see - bee , fee.

4. cave - save , wave.

5. play - clay , slay.

6. fun - bun , gun.

Activity : Simi and Raj find a box.They found many objects in it.Write one line about each object in the box.(Refer Page 113 of English Access book) (To be done in English Access book)

Note - The above exercises to be done in the English note book .

### **CATERPILLAR GARDEN**

**Write the poem.**

**Word Bank:**

Caterpillar

underneath

spun

fuzzy

cocoon

butterflies



**Word Meanings:**

- i. underneath - under; below
- ii. fuzzy - covered with short soft fine hair or fur
- iii. spun - made thread
- iv. cocoon - a soft covering of threads that some insects make to protect themselves before they become adults

**Antonyms:**

- i. wonderful x dreadful
- ii. right x wrong
- iii. over x under

**Rhyming words:**

- i. moon - noon, spoon
- ii. spun - bun, fun
- iii. all - fall, ball

**Answer the following questions:**

i. How many caterpillars were there?

Ans. There were three caterpillars.

ii. What did the caterpillars turned into?

Ans. The caterpillars turned into lovely butterflies.

iii. What were the caterpillars doing?

Ans. The caterpillars were spinning themselves into a wonderful cocoon.

**Activity- Create your caterpillar by thumb printing/cotton balls.**

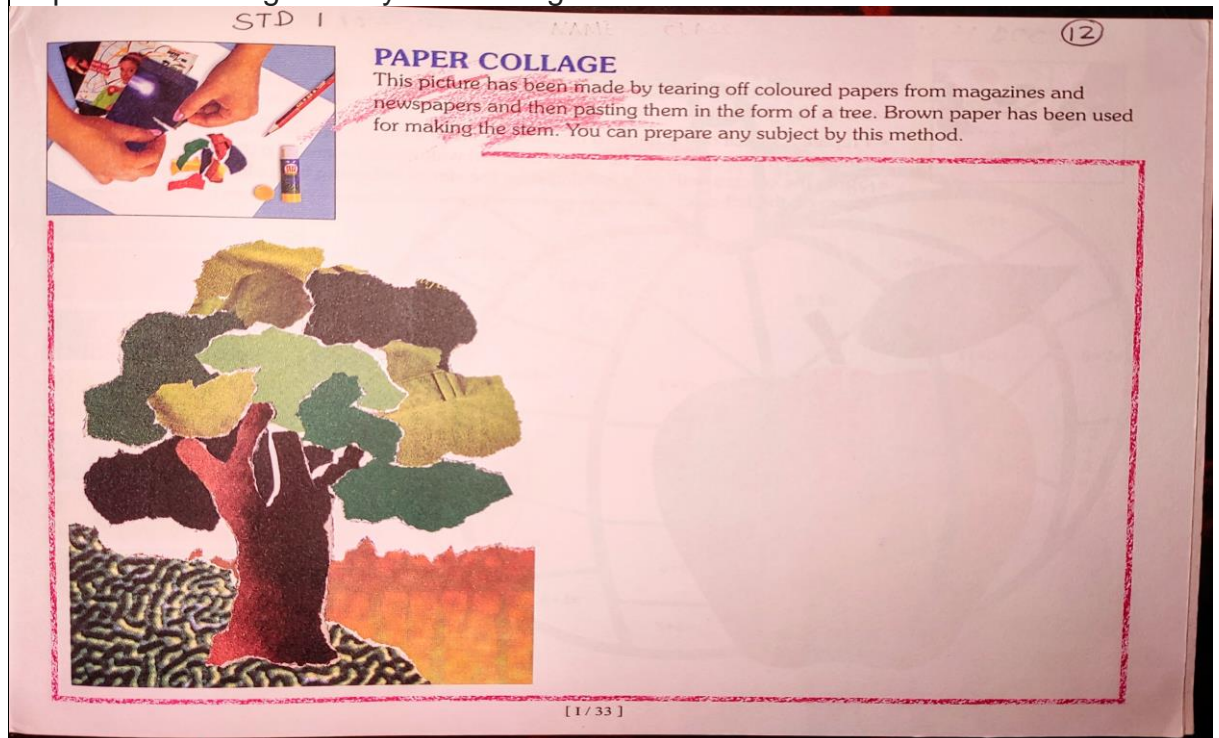
**NOTE: ALL THE ABOVE EXERCISES TO BE DONE IN THE E.LIT NOTEBOOK.**

**PAPER COLLAGE**

Work to be done : **Complete page 33**

as per instruction given in your drawing book.

**DRAWING**



**Dr. Rachana Nair**  
**Director Academics**