







CLASS : UKG
DATE : 6.12.21 to 11.01.22

SUBJECT	ASSIGNMENT
ENGLISH	<p>Instructions to be followed:</p> <ul style="list-style-type: none">• Work to be done in the English note book.• Kindly read the letters with correct pronunciation and proper voice modulation as done by the teacher in the online class.• Please ensure that your child says and write.• Your child has to know the sound of the each letter. Jolly Phonics- the sounds of the letters should be thorough. We hope you have downloaded the app in your phone and the child is listening to it frequently. The child should orally be able to tell the initial letter based on the sound made. Do lot of oral drilling on this.• According to the weather the child has to draw sunny , cloudy  or rainy  on top of the date towards the left margin as shown in the picture sent.• Begin with the date on the left margin as written in the picture sent.• Write the C.W. or H.W. below the date written.• The child has to write exactly the way it is written in the work shown in the picture sent, in correct formation .• As we all know drawing needs a lot of practice hence the parents are requested to help their child to learn to draw pictures. <p>Note: The parent has to make the child do the work in front of them following each instruction very seriously or else the work will be dirty and will not be as expected. Please let the child complete the work on their own. Parents are requested to supervise their work and help in explaining whatever required but please don't write for them.</p> <p>My Grammar Book Page no- 39 to 43 to be done in the text book.</p> <p>Fun with Letters</p> <ul style="list-style-type: none">• Page no-19 to be done in the text book. (Kindly read the letters with correct pronunciation and proper voice modulation as done by the teacher in the online class.)

Notebook work


weather


Page No.:
 Date: 


Date _____ Day _____


Write the missing sound.


Name _____


1.  st _____


2.  h _____

3.  lett _____

4.  ladd _____

5.  j _____

6.  sh _____ k _____

7.  sing _____

weather

Page No.:

Date:

Day

Date
C.W

Tricky words or Sight words

Name _____

I

the

some

was

no

come

to

so

said

do

go

what

are

to

when

all

here

why

we

there

where

me

you

who

he

your

which


she


they

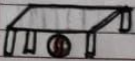
whose


Date _____ Day _____
C.W. Fill in the blanks with in/on/under.


Name _____


1.  The water is _____ the glass.


2.  The flowers are _____ the vase.


3.  The ball is _____ the table.

4.  The ball is _____ the chair.

5.  The boy is _____ the tree.

6.  The cat is _____ the mat.

7.  The book is _____ the table.

8.  The fish is _____ the water.

weather

Page No.:







Date:

Date
C.W

Day

Match the word with the action.

Name _____

- | | | |
|----|--|----------|
| 1. |  | drinking |
| 2. |  | laughing |
| 3. |  | running |
| 4. |  | playing |
| 5. |  | reading |
| 6. |  | crying |

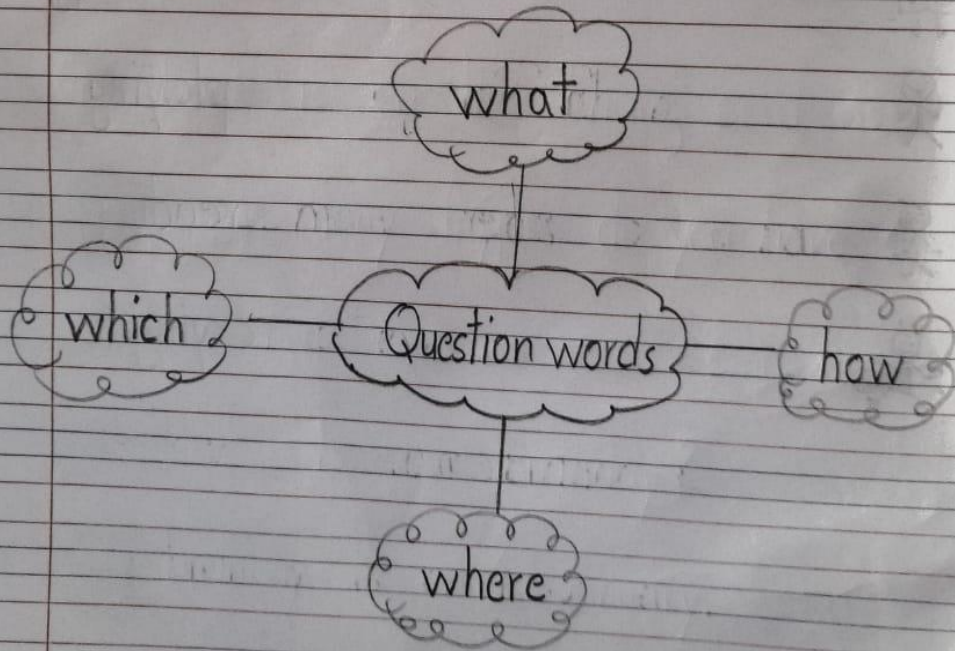
Date
c.w

Question Words

Name _____

We use question words to ask question.

Some question words are what, which, how and where.



weather

Page No.:

youv

Date:

Day

Date
C.W

Fill in the blanks with what / where /
which / how.

Name _____

1. _____ is your name?

My name is Giita.

2. _____ is the ball?

The ball is under the table.

3. _____ old are you?

I am five years old.

4. _____ is your favourite fruit?

My favourite fruit is mango.

5. _____ many hands do you have?

I have two hands.

6. _____ are you eating?

I am eating a banana.

7. _____ is the book?

The book is on the chair.

8. _____ many eyes do you have?

I have two eyes.

9. _____ is your birthday?

My birthday is on 1st January.

10. _____ do you live?

I live in Jamshedpur.

Weather

Page No.:

you

Date:

Day

Date
C.W

Opposites

Name _____

Opposite are pair of words that directly contrast with each other.

Ex. fat x thin

big x small

tall x short

long x short

heavy x light


hot x cold


fast x slow


old x new


Date _____ Match the word to its opposite.

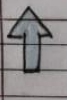
Name _____


1  long


girl 


2  boy


down 

3  up

short 


4  big

sad 

5  happy

cold 

6  hot

small 

G.A. ORALS

Instructions to be followed:

- Make your child **learn** the following topics .
- Do not make them write .
- Do lot of oral drilling .
- **Learn from the following Page numbers given.**

Ch -27 Sources of Water (Page no-30)

Ch-28 Uses of Water (Page no-31)

Ch-30 Places of Worship (Page no-33)

Ch -32 Actions (Page no-35)

HINDI

INSTRUCTION TO BE FOLLOWED :

दिये गए कार्य को पेंसिल से साफ – साफ लिखें ।

दो तथा तीन अक्षरों से बने शब्दों का अभ्यास करें ।

प्रत्येक पेज में दिनांक, दिन तथा नाम लिखें ।

HINDI TEXT BOOK WORK :

Fun with hindi pg no- 89,90,91,92,93,94,95,96,97

Twinkling Stars pg no- 22,23,24,25,26,27,28,29,30,31,32,33,34,35,36,37

Weather

Day

M T W T F S S
Page No.
Date

Date: दो वर्णों से मिलकर बने शब्द
C.W.

Name -

टब	फल	जग	बस
----	----	----	----

खत	नभ	नल	घर
----	----	----	----

Weather

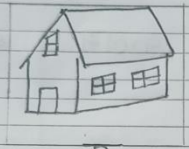
M T W T F S S
Page No. _____
Date _____ YODVA

Day: _____


Date _____
c.w. _____

अभ्यास कार्य


Name - _____




— र




— ल



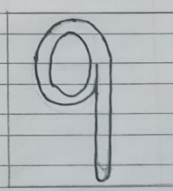
ज —



ख —



— व



ए —

Weather


M T W T F S S
Page No.:
Date: YUVVA

Day

Date
C.W. तीन वर्णों से मिलकर बने शब्द

Name -

कमल कलश कलम बटन



कलश

कलम

बटन




नमक

नयन

शहर

मटर



नमक

नयन

शहर



मटर



MATHS

Instructions to be followed:

- Children have to say 1-100 orally.
- Children should be able to write and recognize numbers 1-100
- Always remember to leave a line while writing the numerals.

- According to the weather the child has to draw sunny  , cloudy  or



rainy on top of the date towards the left margin as shown in the picture sent.

- Begin with the date on the left margin as written in the picture sent.
- Write the C.W. or H.W. below the date written.
- The child has to write in the correct formation as shown in the notebook work

Note: The parent has to make the child do the work in front of them following each instruction very seriously or else the work will be dirty and will not be as expected. Please let the child complete the work on their own. Parents are requested to supervise their work and help in explaining whatever required but please don't write for them.

Page numbers: 127,128,129,135,136.
(to be done in the maths text book.)

Notebook work:

Weather

Date

p.w.

Day

Skip counting by 10's

Name -

1 2 3 4 5 6 7 8 9 **10**

11 12 13 14 15 16 17 18 19 **20**

21 22 23 24 25 26 27 28 29 **30**

31 32 33 34 35 36 37 38 39 **40**

41 42 43 44 45 46 47 48 49 **50**

10

20

30

40

50

Weather		Day
Date	Number names	51 - 60
C.W.	Name -	
	51 - fifty one	58 - fifty eight
	52 - fifty two	59 - fifty nine
	53 - fifty three	60 - sixty
	54 - fifty four	
	55 - fifty five	
	56 - fifty six	
	57 - fifty seven	

Weather

Day

Date

Addition

Name -

$\begin{array}{r} T O \\ 63 \\ + 20 \\ \hline \end{array}$	$\begin{array}{r} T O \\ 51 \\ + 44 \\ \hline \end{array}$	$\begin{array}{r} T O \\ 46 \\ + 13 \\ \hline \end{array}$
--	--	--

$\begin{array}{r} T O \\ 44 \\ + 18 \\ \hline \end{array}$	$\begin{array}{r} T O \\ 36 \\ + 20 \\ \hline \end{array}$	$\begin{array}{r} T O \\ 55 \\ + 13 \\ \hline \end{array}$
--	--	--

$\begin{array}{r} T O \\ 40 \\ + 12 \\ \hline \end{array}$	$\begin{array}{r} T O \\ 39 \\ + 10 \\ \hline \end{array}$	$\begin{array}{r} T O \\ 71 \\ + 11 \\ \hline \end{array}$
--	--	--

Weather

Day

Date

Subtraction

C.W.

Name -

T O

8 5

- 1 2

T O

3 5

- 1 4

T O

4 9

- 1 3

T O

3 4

- 1 0

T O

7 7

- 3 4

T O

8 6

- 5 3

T O

5 4

- 1 2

T O

4 4

- 1 0

T O

3 6

- 1 6

weather

Day

Date

What comes after

CW

Name -

48

79

28

25

77

33

81

87

74

46

67

91

31

62

weather

Day

Date:

What comes

before

CW

Name -

___ 55

___ 31

___ 39

___ 46

___ 17

___ 59

___ 29

___ 67

___ 57

___ 84

___ 63

___ 48

___ 70

___ 99

weather

Day

Date

What comes between

QW

Name -

43 _ 45

29 _ 31

39 _ 41

65 _ 67

40 _ 42

30 _ 32

59 _ 61

86 _ 88

77 _ 79

92 _ 94

61 _ 63

34 _ 36

84 _ 86

13 _ 15

Weather

Day

Date


Name the shapes

.cw


(Revision)



-



-



-



-



-

weather

Day

Date

Complete the patterns and colour

C.W.

Name -

○ △ ○ △ ○ △ ○



○ □ ○ □ ○ □ ○



□ □ △ □ □ △ □



△ ○ ○ △ ○ ○ △



○ □ △ ○ □ △ ○



Weather	Day					Say and write				
Date	Write: 1 - 100									
C.W										
	T 0	T 0	T 0	T 0	T 0	T 0	T 0	T 0	T 0	H T 0
	1	11	21	31	41	51	61	71	81	91
	2	12	22	32	42	52	62	72	82	92
	3	13	23	33	43	53	63	73	83	93
	4	14	24	34	44	54	64	74	84	94
	5	15	25	35	45	55	65	75	85	95
	6	16	26	36	46	56	66	76	86	96
	7	17	27	37	47	57	67	77	87	97
	8	18	28	38	48	58	68	78	88	98
	9	19	29	39	49	59	69	79	89	99
	10	20	30	40	50	60	70	80	90	100