




**KERALA PUBLIC SCHOOLS**  
**ACADEMIC YEAR 2021-22**  
**HOME ASSIGNMENT**



**CLASS : LKG**  
**DATE : 15.01.22 to 08.02.22**

SUBJECT	ASSIGNMENT
ENGLISH	<p><b>Instructions to be followed:</b></p> <ul style="list-style-type: none"><li>• Work to be done in the English note book.</li><li>• Kindly read the letters with correct pronunciation and proper voice modulation as done by the teacher in the online class.</li><li>• Please ensure that your child says and writes.</li><li>• Your child has to know the sound of the each letter. <b>Jolly Phonics</b>- the sounds of the letters should be thorough. We hope you have downloaded the app in your phone and the child is listening to it frequently. The child should orally be able to tell the initial letter based on the sound made. Do lot of oral drilling on this.</li></ul> <p>• According to the weather the child has to draw sunny , cloudy  or rainy  on top of the date towards the left margin as shown in the picture sent.</p> <ul style="list-style-type: none"><li>• Begin with the date on the left margin as written in the picture sent.</li><li>• Write the C.W. or H.W. below the date written.</li><li>• The child has to write exactly the way it is written in the work shown in the picture sent, incorrect formation.</li><li>• As we all know drawing needs a lot of practice hence the parents are requested to help their child to learn to draw pictures.</li></ul> <p>Note: <b>The parent has to make the child do the work in front of them following each instruction very seriously or else the work will be dirty and will not be as expected. Please let the child complete the work on their own. Parents are requested to supervise their work and help in explaining whatever required but please don't write for them.</b></p> <p style="text-align: center;">Fun with Letters Book 2 Page numbers-105 to 110</p> <p><b>Notebook work:</b></p>

Weather

M T W T F S S

Page No.:

YOUVA

Date:

Day

Date  
C.W

One / Many

Name

One

Many → add'



cup

three cups



ball

five balls



cat

two cats

Weather

Date  
c.w

One

Day

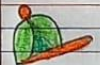
Many

Name



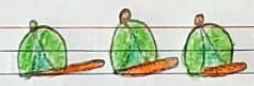
ball

balls



cap

caps



pen

pens




apple

apples




egg

eggs



rat

rats



cup

cups




Weather

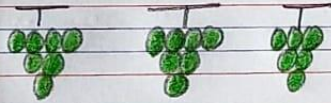
Date  
c.w

Use of 'These' Day


Name



These are kites.



These are grapes.



These are bats.



These are cups.


Weather


Date  
c.w

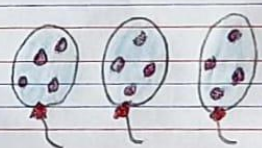
Day


Use of 'Those'

Name

Those are trees. 

Those are fans. 

Those are balloons. 

Those are huts. 

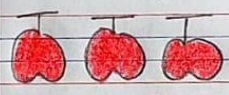
Weather

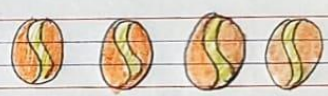
Day


Date  
C.W

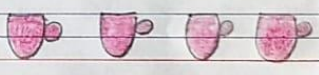
Fill in the blanks with 'These' or 'Those'


Name

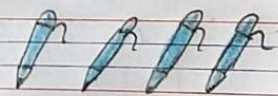
 These are apples.

Those are balls. 

 These are cats.

Those are cups. 

 These are trees.

Those are pens 

Weather

Date  
G.W

Day

Write the first letter sound

Name



b



s



h



f



k



n



m



u



l

Weather

M T W T F S S						
Page No.:					YOUVA	
Date:						

Date  
c.w

Use of 'He'

Day

Name



He is a man.

He is a boy.

He is my father.

He is my brother.



Weather

Date  
C-W

Day

# Use of 'She'

Name



She is a girl.

She is a woman.

She is my mother.

She is my sister.

Weather


Day


Page No.:	YGVVA
Date:	


Date  
c.w


# Use of 'It'


Name

It is a cat. 

It is a ball. 

It is a house. 

It is a bag. 

It is an apple. 

Weather

Date  
C.W

Day

Circle the correct answer.

Name



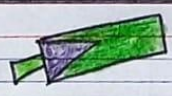
He She It



He She It



He She It



He She It



He She It

Weather

M T W T F S S

Page No.:

YOUVA

Date:

Day

Date  
C.W

# Dictation

Name

bat

pan

fat

egg

bed

leg

pen

pig

bin

lip

Weather

Day

Date  
C:W

Dictation

Name

dog

off

hot

box

sun

cup

rub




bus

well

buzz

## MATHS

### Instructions to be followed:

- Children have to say 1-100 orally.
- Children should be able to write and recognize numbers 1-100
- Always remember to leave a line while writing the numerals.
- According to the weather the child has to draw sunny , cloudy  or rainy  on top of the date towards the left margin as shown in the picture sent.
- Begin with the date on the left margin as written in the picture sent.
- Write the C.W. or H.W. below the date written.
- The child has to write in the correct formation as shown in the notebook work

**Note:** The parent has to make the child do the work in front of them following each instruction very seriously or else the work will be dirty and will not be as expected. Please let the child complete the work on their own. Parents are requested to supervise their work and help in explaining whatever required but please don't write for them

### Notebook work:

Weather

Day

Date What comes after

C.W

Name

37

29

20

13

45

36

6

49

27

15

48

8

Weather

Day

Date What comes before.

c.w

Name

40

42

17

30

24

21

3

19

39

5

11

33



Weather

Day

Date What comes between

C.W.

Name

19 — 21                      42 — 44

37 — 39                      16 — 18

45 — 47                      31 — 33

4 — 6                          27 — 29

13 — 15                      39 — 41

22 — 24                      5 — 7

Weather

Day

Date

Complete the lines

CW

Name

14

30

7

25

38

10

Weather

Day

Date Fill in the blanks.

C.W

Name

71

74

79

81

84

86

88

89

92

93

97

99

100

Weather

Day

Date Draw more to make the number asked.

C.W

Name

7 - ★★

11 - ○○○○○

4 - ☁☁

9 - ○○○○○○

13 - ●●●●●

6 - ☼☼☼


Weather

Day

Date Draw two objects related to the shapes

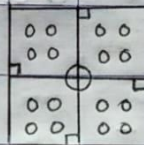
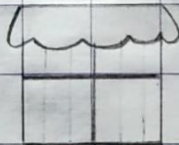
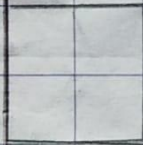
C.W

Name



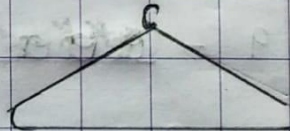
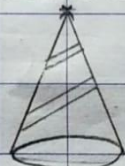
ball

sun





window

ludo



cap

hanger



door

black board



Weather

Day

Date Count and write

c.w (Revision)

Name




Weather

Day


Date Count and match with the number names.

c.w (Revision)


Name



five



eight



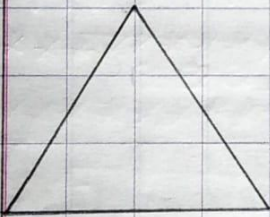

three

Weather

Day

Date Draw and write two examples of the given  
c.w shapes (Revision)

Name





Weather

Day

Date Write the number name of the given number

c.w (Revision)

Name

10 -

3 -

7 -

8 -

4 -

6 -

9 -

Weather

Day

Date Revision

c.w

Name

I. What comes after.

23 \_\_\_\_\_

39 \_\_\_\_\_

II. What comes before.

\_\_\_\_\_ 10

\_\_\_\_\_ 45

III. What comes between.

29 \_\_\_\_\_ 31

6 \_\_\_\_\_ 8

Weather

Day

Date Write backward counting 20-1.

C.W (Revision)

Name

T O

T O

<b>G.A. ORALS</b>	<p><b>Instructions to be followed:</b></p> <ul style="list-style-type: none"><li>• Make your child <b>learn</b> the following topics.</li><li>• Do not make them write.</li><li>• Do lot of oral drilling.</li><li>• <b>Learn from the following Page numbers given.</b></li></ul> <p><b>Ch – 22 My Toys (Page no – 24)</b> <b>Ch – 23 Opposites (Page no – 25)</b></p> <p><b><u>Revision for Final Term Round Test -3</u></b></p> <p><b>Ch-9 Wild Animals( Page no-11)</b></p> <p><b>Ch-14 Vehicles( Page no-16)</b></p> <p><b>Ch – 20 At the Park ( Page no-22)</b></p> <p><b>Ch – 21 At the Circus (Page no – 23)</b></p> <p><b>Ch- 22 My Toys (Page no-24)</b></p> <p><b>Ch-23 Opposites( Page no-25)</b></p>
-------------------	---

**Dr. Rachana Nair**  
**Director Academics**