




KERALA PUBLIC SCHOOLS
ACADEMIC YEAR 2021-22
HOME ASSIGNMENT



CLASS : UKG
DATE : 15.01.22 to 08.02.22

SUBJECT	ASSIGNMENT
MATHS	<p>Instructions to be followed:</p> <ul style="list-style-type: none">• Children have to say 1-100 orally.• Children should be able to write and recognize numbers 1-100• Always remember to leave a line while writing the numerals. <p>• According to the weather the child has to draw sunny  , cloudy  or rainy  on top of the date towards the left margin as shown in the picture sent.</p> <ul style="list-style-type: none">• Begin with the date on the left margin as written in the picture sent.• Write the C.W. or H.W. below the date written.• The child has to write in the correct formation as shown in the notebook work <p>Note: The parent has to make the child do the work in front of them following each instruction very seriously or else the work will be dirty and will not be as expected. Please let the child complete the work on their own. Parents are requested to supervise their work and help in explaining whatever required but please don't write for them.</p> <p>Page numbers: 84,85,86,91,92 (to be done in the maths text book.)</p> <p>Notebook work:</p>

Weather

Day

Date

Addition (double digit)

cw

Name -

T 0

0 2

+ 8 7

T 0

8 2

+ 1 1

T 0

6 4

+ 0 3

T 0

8 5

+ 1 3

T 0

9 5

+ 0 4

T 0

9 5

+ 0 1

T 0

3 1

+ 3 1

T 0

3 8

+ 3 0

T 0

8 2

+ 1 1

Weather

Day -

Date

Subtraction (double digit)

C.W

Name -

$$\begin{array}{r} 34 \\ - 66 \\ - 32 \\ \hline \end{array}$$

$$\begin{array}{r} 98 \\ - 28 \\ - 51 \\ \hline \end{array}$$

$$\begin{array}{r} 75 \\ - 75 \\ - 20 \\ \hline \end{array}$$

$$\begin{array}{r} 52 \\ - 11 \\ \hline \end{array}$$

$$\begin{array}{r} 88 \\ - 66 \\ \hline \end{array}$$

$$\begin{array}{r} 73 \\ - 42 \\ \hline \end{array}$$

Weather

Day-

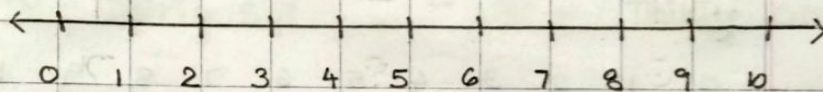
Date

Addition on number line

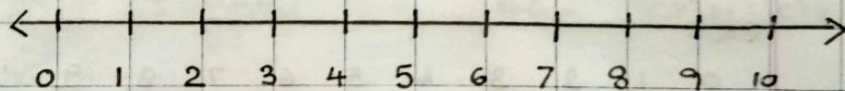
C.W

Name-

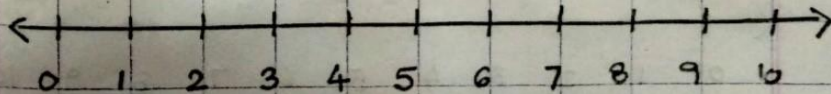
a. $3 + 5 = \square$



b. $4 + 2 = \square$



c. $7 + 3 = \square$



Weather

Day-

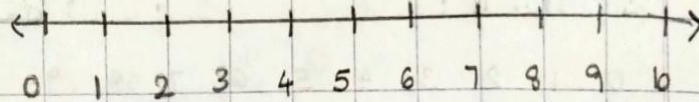
Date

subtraction on number line

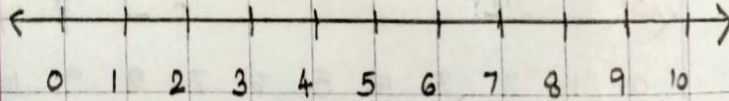
C.W

a. Name -

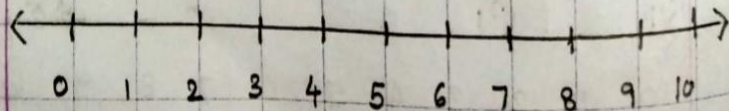
a. $7 - 4 = \square$



b. $8 - 6 = \square$



c. $9 - 2 = \square$



weather

Day -

Date

Number names :-

C.W

Name -

36 - thirty six

31 - thirty one

52 - fifty two

28 - twenty eight

19 - nineteen

10 - ten

25 - twenty five

46 - forty six

33 - thirty three

59 - fifty nine

48 - forty eight

12 - twelve

60 - sixty

3 - three

Weather	Day -	
Date	What comes before	
C.W	Name -	
<input type="checkbox"/>	19	<input type="checkbox"/> 23
<input type="checkbox"/>	85	<input type="checkbox"/> 50
<input type="checkbox"/>	21	<input type="checkbox"/> 99
<input type="checkbox"/>	76	<input type="checkbox"/> 59
<input type="checkbox"/>	44	<input type="checkbox"/> 35
<input type="checkbox"/>	39	<input type="checkbox"/> 18
<input type="checkbox"/>	16	<input type="checkbox"/> 100

Weather	Day -	
Date	What comes after	
C.W	Name -	
28	<input type="checkbox"/>	15 <input type="checkbox"/>
42	<input type="checkbox"/>	80 <input type="checkbox"/>
77	<input type="checkbox"/>	50 <input type="checkbox"/>
69	<input type="checkbox"/>	12 <input type="checkbox"/>
59	<input type="checkbox"/>	35 <input type="checkbox"/>
32	<input type="checkbox"/>	9 <input type="checkbox"/>
86	<input type="checkbox"/>	99 <input type="checkbox"/>

Weather _____ Day - _____

Date _____ What comes between _____ Date _____

CW _____

Name - _____

44	<input type="checkbox"/>	46	66	<input type="checkbox"/>	68
21	<input type="checkbox"/>	23	40	<input type="checkbox"/>	42
38	<input type="checkbox"/>	40	8	<input type="checkbox"/>	10
16	<input type="checkbox"/>	18	91	<input type="checkbox"/>	93
54	<input type="checkbox"/>	56	3	<input type="checkbox"/>	5
20	<input type="checkbox"/>	22	81	<input type="checkbox"/>	83
6	<input type="checkbox"/>	8	57	<input type="checkbox"/>	59

Weather

Day-

Date

Fill in the missing numbers:-

C.W

Name -

a. 21 24 26

b. 78 80 82

c. 46 50

d. 12 16

e. 57 60

f. 22 25

g. 92 95

h. 52 54

Weather _____ Day - _____

Date _____ Put the correct sign: >, < or =

C.W _____

Name - _____

35	<input type="checkbox"/>	76	12	<input type="checkbox"/>	12
84	<input type="checkbox"/>	92	88	<input type="checkbox"/>	88
24	<input type="checkbox"/>	42	69	<input type="checkbox"/>	59
33	<input type="checkbox"/>	66	35	<input type="checkbox"/>	10
92	<input type="checkbox"/>	22	71	<input type="checkbox"/>	63
33	<input type="checkbox"/>	33	14	<input type="checkbox"/>	40
49	<input type="checkbox"/>	90	8	<input type="checkbox"/>	12

Weather

Day-

Date Arrange numbers from smallest to greatest:-

C.W.

Name - _____

a 15 29 61 83 44

- _____

b 22 33 19 61 62

- _____

c 54 24 16 35 29

- _____

proathe

Day - _____

Date _____

Arrange numbers from greatest to smallest

CW

Name - _____

a. 29 16 15 36 20

- _____


b 81 44 50 7 17

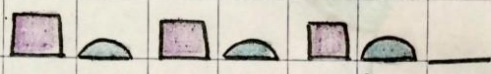
- _____

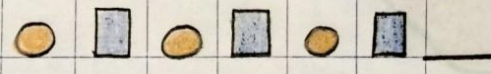
c 55 57 33 59 21


- _____


weather _____
Date _____ Day- _____
CW _____ Pattern: _____
Name- _____

a. 

b. 

c. 

d. 

e. 

Weather

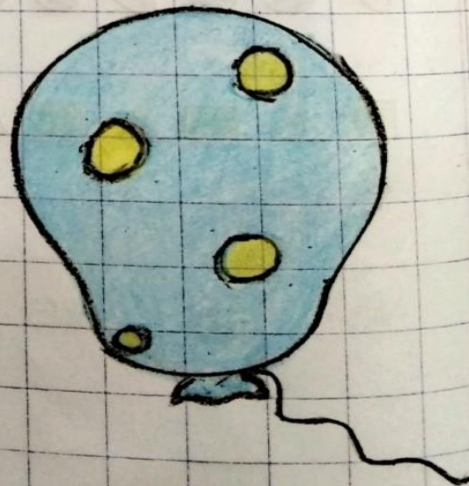

Day -

Date

Measurement

C:W circle the heavy object.



Name -



Date		Day -	
C.W		Backward counting (50 - 1)	
Name -			
To	To	To	To
50	40	30	20
49	39	29	19
48	38	28	18
47	37	27	17
46	36	26	16
45	35	25	15
44	34	24	14
43	33	23	13
42	32	22	12
41	31	21	11

Instructions to be followed:

- Work to be done in the English note book.
- Kindly read the letters with correct pronunciation and proper voice modulation as done by the teacher in the online class.
- Please ensure that your child says and write.
- Your child has to know the sound of the each letter. **Jolly Phonics**- the sounds of the letters should be thorough. We hope you have downloaded the app in your phone and the child is listening to it frequently. The child should orally be able to tell the initial letter based on the sound made. Do lot of oral drilling on this.

- According to the weather the child has to draw sunny  , cloudy 



or rainy on top of the date towards the left margin as shown in the picture sent.

- Begin with the date on the left margin as written in the picture sent.
- Write the C.W. or H.W. below the date written.
- The child has to write exactly the way it is written in the work shown in the picture sent, in correct formation .
- As we all know drawing needs a lot of practice hence the parents are requested to help their child to learn to draw pictures.

Note: The parent has to make the child do the work in front of them following each instruction very seriously or else the work will be dirty and will not be as expected. Please let the child complete the work on their own. Parents are requested to supervise their work and help in explaining whatever required but please don't write for them.

My Grammar Book

Page no- 44 to 45 to be done in the text book.

Fun with Letters

- Dictation of all the sounds.
(Kindly read the letters with correct pronunciation and proper voice modulation as done by the teacher in the online class.)

Notebook work

weather

Page No.:


Date: Day

Date
C-W

Picture Composition

Look at the pictures and answer the questions

Name _____



1. Where is the ball?
2. Where is the book?
3. Where is the cat?

Weather

Page No.:

Date:


Day

Date
c.w

Write the missing sounds.



n _ _ l



b _ _ t



cr _ _ d



s _ _ d



f _ _ k



r _ _ g



w _ _ l



m _ _ n



ben _ _



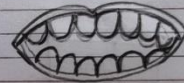
fi _ _

Date
c.w




Day

Cross out the picture that does not have
a 'th' sound.

Name _____



Cross out the picture that does not have
a 'qu' sound.



weather

Page No.:


youva

Date: Day


Date
C.W

Cross out the picture that does not have
an 'ou' sound.

Name _____



Cross out the picture that does not have
an 'oi' sound.

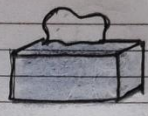


weather

Date
 C.W

Cross out the picture that does not have an 'ue' sound.

Name _____



Cross out the picture that does not have an 'er' sound.



weather

Page No.:

youva



Date:

Day

Date
C.W

Cross out the picture that does not
have an 'ar' sound.

Name _____



weather

Date

C.W

Page No.:

Date:

youva

Day

Fill in the blanks with what / where /
which / how.

Name _____

1. _____ is your name?

My name is Rohan.

2. _____ is the book?

The book is on the table.

3. _____ many hands do you have?

I have two hands

4. _____ is your favourite vegetable?

My favourite vegetable is potato.

weather

Page No.:

Date:

youv

Aay

Date
C.W

Write the opposite word:

Name _____

1. fat x
2. big x
3. tall x
4. long x
5. heavy x
6. hot x
7. happy x
8. old x

weather

Page No.:
Date:

Date
C.W

Day

Tricky words or Sight words

Name _____

I	the	some
was	no	come
to	so	said
do	go	what
are	to	when
all	here	why
we	there	where
me	you	who
he	your	which
she	they	whose

HINDI

INSTRUCTION TO BE FOLLOWED :

दिये गए कार्य को पेंसिल से साफ - साफ लिखें ।

तीन तथा चार अक्षरों से बने शब्दों का अभ्यास करें ।

प्रत्येक पेज में दिनांक, दिन तथा नाम लिखें ।

HINDI TEXT BOOK WORK :

Twinkling Stars pg no- 38, 39, 40, 41, 42, 43, 44, 45, 46, 47, 48, 49, 50, 51, 52, 53, 54, 55, 56

Weather	Day
Date	अभ्यास कार्य
c.w.	
Name -	
1. बतख मत पकड़ । अमन शहद चख ।	
2. मदन नरम गरम मटर चख ।	
3. अजय इधर चल । नमक चख ।	
4. उछल उछल कर मत चल ।	

Weather

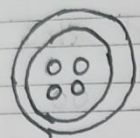
Day:

M T W T F S S
Page No.:
Date: YDUSA


Date
C.W:

चित पढचानकर शब्द पूरा करें ।

Name -



ब _ न



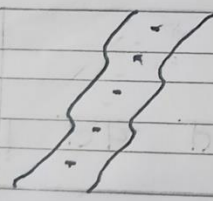
म _ र



क म _



_ त ख



स _ क



न य _

Weather

Page No.:

Date:

YOUVA

Day:

वर्णों को मिलाकर शब्द बनायें

Date

C.W.

Name -

1. प + र + व + ल = परवल

2. द + श + र + थ = _____

3. थ + र + म + स = _____

4. ब + च + प + न = _____

5. क + र + व + ट = _____

6. क + ट + ह + ल = _____

7. भ + ग + व + न = _____

Weather

Day:

Date:
C.W.:

चार अक्षर वाले शब्द

Name -

अदरक	खटमल	उपवन	शलगम
------	------	------	------

$$= 15 + 5 + 15 + 5 = 40$$

$$= 15 + 15 + 5 + 15 = 50$$

$$= 10 + 15 + 5 + 10 = 40$$

बरतन	शरबत	अचकन	कसरत
------	------	------	------

$$= 5 + 10 + 5 + 10 = 30$$

$$= 10 + 3 + 5 + 10 = 28$$

$$= 10 + 15 + 15 + 15 = 55$$

Weather

Page No.:

YOUVA

Date:


Day

Date
c.w.


अभ्यास कार्य

Name -


1. अनवर अचकन पहन ।




2. अकबर शरबत चख ।



3. शबनम टमटम पर चढ ।



4. इन्टपट सरकस चल ।




weather

Day


Date
C.W.

चित्र पहचानकर शब्द पूरा करें ।

Name -



अ _ _ क




व _ _ न



अ _ _ र



थ _ _ स



व _ _ ढ



श _ _ म

G.A. ORALS

Instructions to be followed:

- Make your child **learn** the following topics .
- Do not make them write .
- Do lot of oral drilling .
- **Learn from the following Page numbers given.**

Ch -33 My Birthday Party (Page no-36)

Ch- 34 At the beach (Page no-37)

Ch-35 At the Railway Station (Page no-38)

Ch -36 At the Hospital (Page no-39)

Do **Revision** of the followings chapters.

Ch -28 Uses of water

Ch -32 Actions

Ch -37 Gender

Ch -38 Opposites